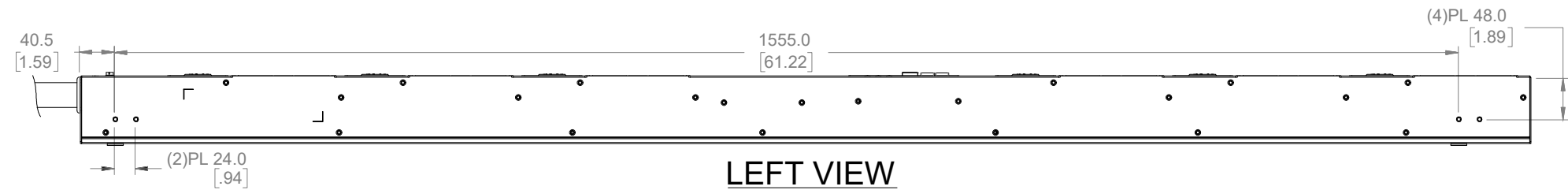
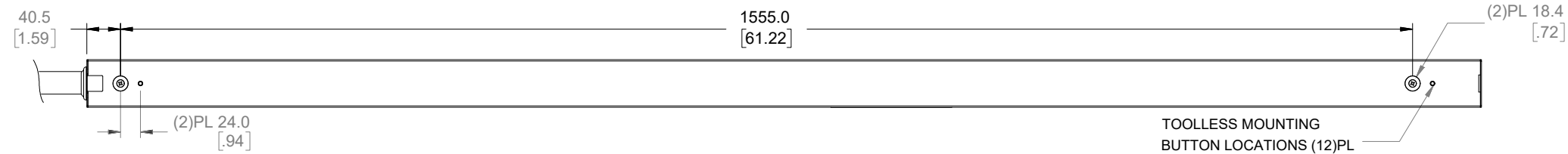


THIS COPY IS PROVIDED ON A RESTRICTED BASIS AND IS NOT TO BE USED IN ANY WAY DETRIMENTAL TO THE INTERESTS OF PANDUIT CORP.

PANDUIT P/N	WEIGHT
SEE SHEET 2	SEE SHEET 2

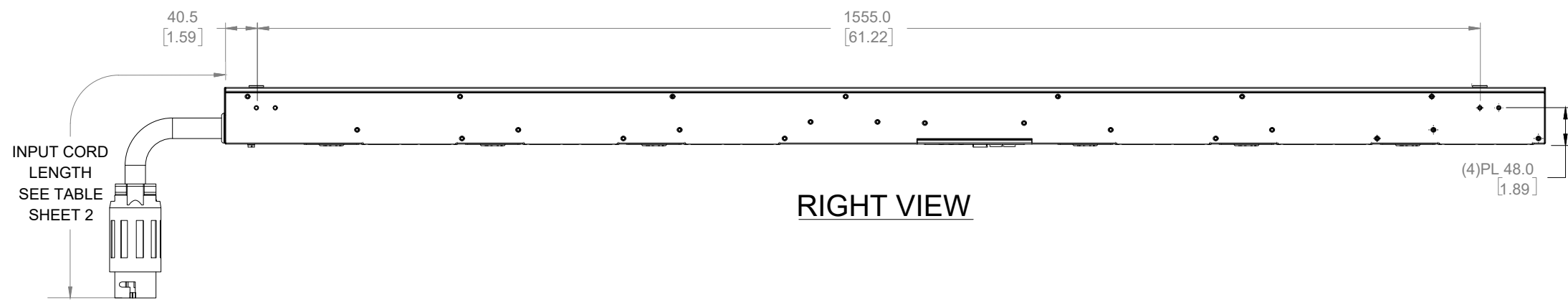


LEFT VIEW

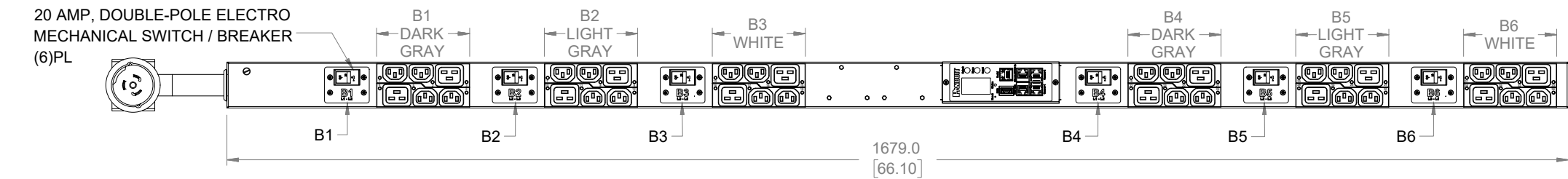


REAR VIEW

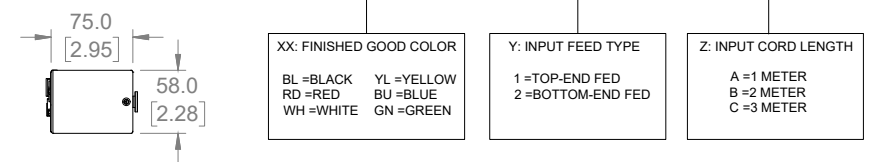
TOOLLESS MOUNTING
BUTTON LOCATIONS (12)PL



RIGHT VIEW



FRONT VIEW



BOTTOM VIEW

SPECIFICATION:

1. STANDARD

UNIT TYPE:	MONITORED & SWITCHED PER OUTLET
ORIENTATION:	VERTICAL, 0U FULL
OUTLET QTY & TYPE:	(24)C13, (12)C19
INPUT VOLTAGE:	200-240VAC
INPUT CURRENT:	50A (40A DERATED)
BREAKER QTY & TYPE:	(6) 20A, DOUBLE-POLE
INPUT PHASE:	THREE-PHASE (DELTA)
RATED POWER:	14.4 kVA
INPUT PLUG:	CS8365
INPUT POWER CORD:	SEE TABLE SHEET 2
REGULATORY STANDARD:	RoHS COMPLIANT

2. ADDITIONAL:

- THE G6 CONTROLLER IS NOT BACKWARDS COMPATIBLE WITH ANY LEGACY CONTROLLERS
- OUTLET CONTROL RELAY: NORMALLY OPEN 80 AMP INRUSH

3. ACCESSORIES:

- DOCUMENTATION KIT
- PRODUCT SAFETY WARNING SHEET

NOTES:

- PRIMARY DIMENSIONS ARE IN MILLIMETERS. SECONDARY DIMENSIONS ARE IN [INCHES]
- INSTALLATION SHALL COMPLY WITH ALL APPLICABLE NATIONAL, STATE, AND LOCAL CODES
- VISIT OUR ON-LINE CATALOG AT WWW.PANDUIT.COM FOR A CURRENT LIST OF PRODUCTS APPLICABLE FOR USE WITH THIS PRODUCT
- FOR FULL PRODUCT FUNCTIONALITY REFER TO USER MANUAL
- DRAWING VIEWS SHOW THE INPUT CORD IN THE "TOP END FED"


IDENTIFICATION

FOR FINISHED GOOD PART NUMBER & DESCRIPTION TABLE SEE SHEET 2 CONFIGURABLE PART NUMBERS: P36G30G-XX Y Z

PLUG / RECEPTACLE BLOCK



PLUG
CS8365, 3P 4W
50A, 250VAC MAX RATED INPUT
40A DERATED



RECEPTACLES
IEC 60320/C19
16A, 250V MAX RATED OUTPUT



RECEPTACLES
IEC 60320/C13
10A, 250V MAX RATED OUTPUT

REV	DATE	BY	CHK	APR	DESCRIPTION	ECN
00A	12/01/2023	NW	CSH	MJD	INITIAL RELEASE	P36G30G-XXYZ

WE ASK THAT YOU CHECK FULLY THE DIMENSIONS, NOTES, AND SIGN THE CLIENT SIGNATURE BOX. THE JOB WILL NOT PROGRESS WITHOUT SIGNED APPROVAL. PLEASE DO NOT DELAY IN RETURNING PROOF AS IT WILL AFFECT DELIVERY.	SIGN DATE PRINT
TITLE INTELLIGENT SERIES PDU P36G30G-XXYZ CUSTOMER DRAWING	
ITEM REVISION NAME: DATASHEET FILE NAME:	PANDUIT
UNLESS OTHERWISE SPECIFIED DIMENSIONAL TOLERANCE ARE: mm [IN]	MATERIAL/COLOR: N/A
THIRD ANGLE PROJECTION Tolerance(mm) 0<L<50 ±0.5 50<L<250 ±1.0 250<L<500 ±1.5 500<L<1000 ±2.5 1000<L<2000 ±4.0	DRAWING NUMBER: P36G30G-XXYZ_DC
DRAWN BY: NW DATE: 12/01/2023 CHK: CSH SCALE: NONE	SHT 1 OF 2 SCALE: B



THIS COPY IS PROVIDED ON A RESTRICTED BASIS AND IS NOT TO BE USED IN ANY WAY DETRIMENTAL TO THE INTERESTS OF PANDUIT CORP.

FINISHED GOOD PART NUMBER	FINISHED GOOD DESCRIPTION	COLOR	INPUT CORD LENGTH	WEIGHT
P36G30G	G6 MSPO PDU, 50AMP, (24)C13 (12)C19, CS8365-3M, TOP FED, BLACK	BLACK (9005)	3M (+254MM / -127MM) [10'(+10"/-5"')]]	12.2kg

B

B



A

A

REV	DATE	BY	CHK	APR	DESCRIPTION	ECN
00A	12/01/2023	NW	CSH	MJD	INITIAL RELEASE	P36G30G-XXYZ

WE ASK THAT YOU CHECK FULLY THE DIMENSIONS, NOTES, AND SIGN THE CLIENT SIGNATURE BOX. THE JOB WILL NOT PROGRESS WITHOUT SIGNED APPROVAL. PLEASE DO NOT DELAY IN RETURNING PROOF AS IT WILL AFFECT DELIVERY.		SIGN
		DATE
		PRINT
TITLE INTELLIGENT SERIES PDU P36G30G-XXYZ CUSTOMER DRAWING		
ITEM REVISION NAME:		
DATASHEET FILE NAME:		
UNLESS OTHERWISE SPECIFIED DIMENSIONAL TOLERANCE ARE: mm [IN]		MATERIAL/COLOR:
THIRD ANGLE PROJECTION		N/A
Tolerance(mm) 0<L<50 ±0.5 50<L<250 ±1.0 250<L<500 ±1.5 500<L<1000 ±2.5 1000<L<2000 ±4.0		DRAWING NUMBER: P36G30G-XXYZ_DC
DRAWN BY	DATE	SCALE
NW	12/01/2023	NONE
CHK	SCALE	SHT 2 OF 2
CSH	NONE	SCALE
		B

