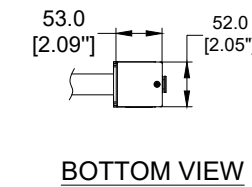
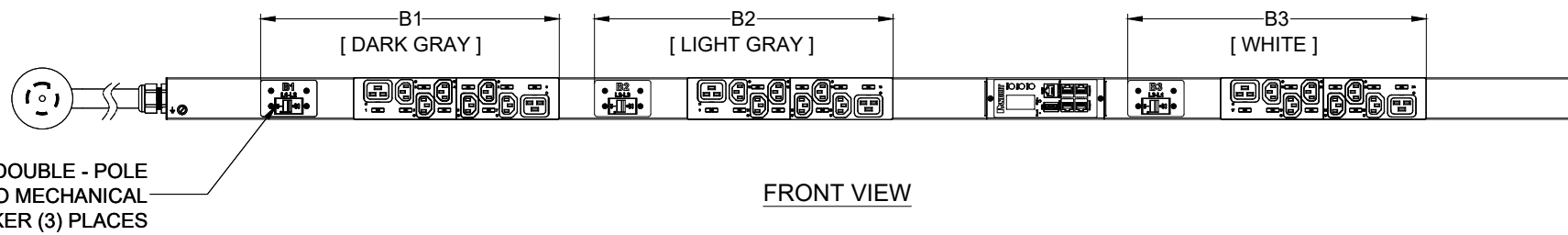
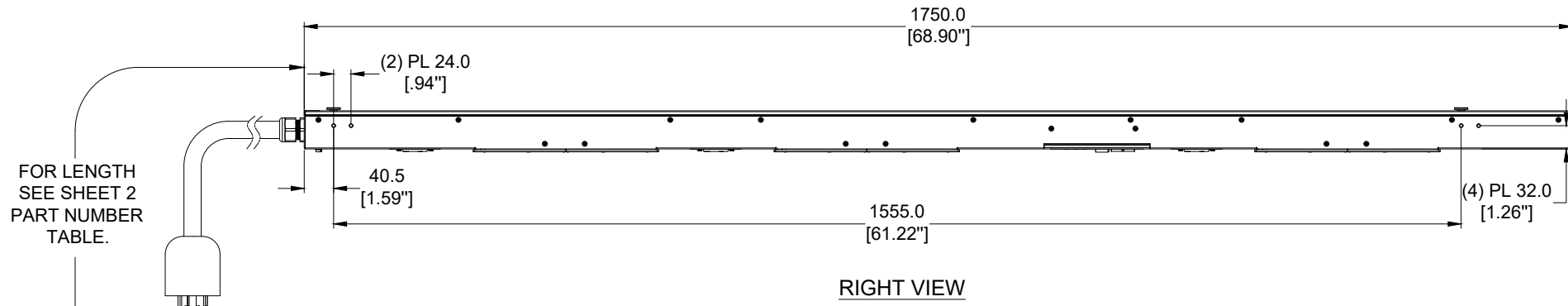
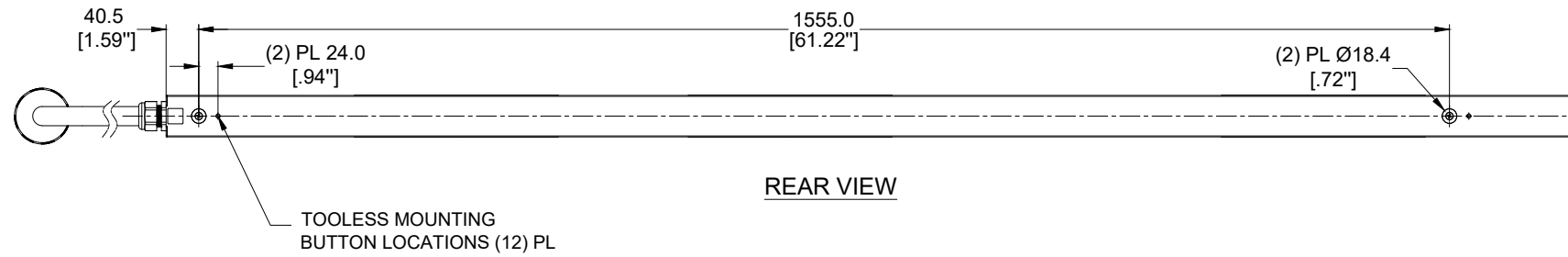
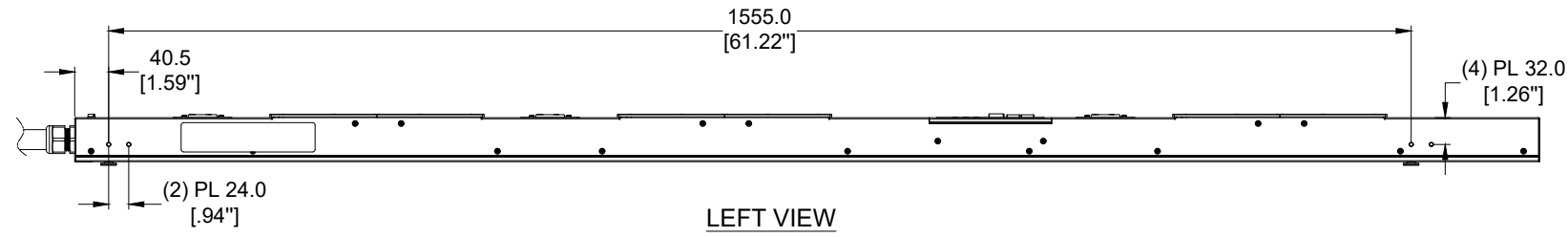


THIS COPY IS PROVIDED ON A RESTRICTED BASIS AND IS NOT TO BE USED IN ANY WAY DETRIMENTAL TO THE INTERESTS OF PANDUIT CORP.

PANDUIT P/N	WEIGHT
SEE SHEET 2	SEE SHEET 2



SPECIFICATION:

1. STANDARD:

UNIT TYPE:	MONITORED & SWITCHED PER OUTLET
ORIENTATION:	VERTICAL, 0U FULL
OUTLET QTY&TYPE:	(18) C13, (6) C19
INPUT VOLTAGE:	100-120/200-240VAC
INPUT CURRENT:	30A (24A DERATED)
BREAKER QTY&TYPE:	(3) 20AMP, DOUBLE-POLE
INPUT PHASE:	THREE-PHASE WYE
RATED POWER:	8.6kVA
INPUT PLUG:	NEMA L21-30P
INPUT POWER CORD:	SEE SHEET 2 FOR PART NUMBER TABLE
REGULATORY STANDARD:	RoHS COMPLIANT

2. ADDITIONAL:

THE G6 CONTROLLER IS NOT BACKWARDS COMPATIBLE WITH ANY LEGACY CONTROLLERS

3. ACCESSORIES:

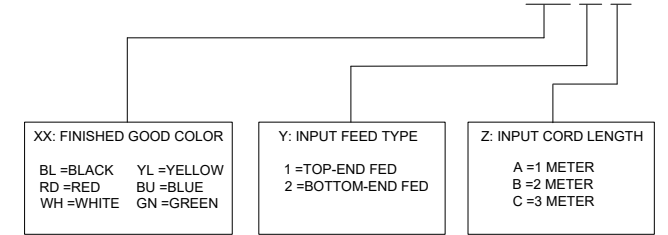
- DOCUMENTATION KIT
- PRODUCT SAFETY WARNING SHEET

NOTES:

1. PRIMARY DIMENSIONS ARE IN MILLIMETERS. SECONDARY DIMENSION ARE IN [INCHES]
2. INSTALLATION SHALL COMPLY WITH ALL APPLICABLE NATIONAL, STATE, AND LOCAL CODES
3. VISIT OUR ON-LINE CATALOG AT WWW.PANDUIT.COM FOR A CURRENT LIST OF PRODUCTS APPLICABLE FOR USE WITH THIS PART
4. FOR FULL PRODUCT FUNCTIONALITY REFER TO USER MANUAL
5. DRAWING VIEWS SHOW THE INPUT CORD IN THE "TOP END FED" CONFIGURATION
6. OUTLETS ARE WIRED LINE TO LINE (208V)

IDENTIFICATION


FOR FINISHED GOOD PART NUMBER & DESCRIPTION TABLE SEE SHEET 2 CONFIGURABLE PART NUMBERS: P24G03G-XX Y Z



PLUG/RECEPTACLE BLOCK



PLUG
NEMA L21-30P, 4P 5W
30A, 120/208V MAX RATED INPUT
24A DERATED



RECEPTACLES
IEC 60320/C19
16A, 250V MAX RATED OUTPUT



RECEPTACLES
IEC 60320/C13
10A, 250V MAX RATED OUTPUT

WE ASK THAT YOU CHECK FULLY THE DIMENSIONS, NOTES, AND SIGN THE CLIENT SIGNATURE BOX. THE JOB WILL NOT PROGRESS WITHOUT SIGNED APPROVAL. PLEASE DO NOT DELAY IN RETURNING PROOF AS IT WILL AFFECT DELIVERY		SIGN	
		DATE	
		PRINT	
TITLE INTELLIGENT SERIES PDU P24G03G-XXYZ CUSTOMER DRAWING			
ITEM REVISION NAME:			
DATASHEET FILE NAME:			
UNLESS OTHERWISE SPECIFIED DIMENSIONAL TOLERANCE ARE: mm [IN]			MATERIAL/COLOR:
Tolerance(mm) 0<L<50 ±0.5 50<L<250 ±1.0 250<L<500 ±1.5 500<L<1000 ±2.5 1000<L<2000 ±4.0			N/A
THIRD ANGLE PROJECTION			DRAWING NUMBER: P24G03G-XXYZ_DC
DRAWN BY	DATE	CHK	SCALE
NW	08/30/2023	CSH	NONE
SHT 1 OF 2			SCALE B

00A	09/21/2023	NW	CSH	MJD	INITIAL RELEASE	P24G03G-XXYZ
REV	DATE	BY	CHK	APR	DESCRIPTION	ECN

2



1

THIS COPY IS PROVIDED ON A RESTRICTED BASIS AND IS NOT TO BE USED IN ANY WAY DETRIMENTAL TO THE INTERESTS OF PANDUIT CORP.

FINISHED GOOD PART NUMBER	FINISHED GOOD DESCRIPTION	COLOR	INPUT CORD LENGTH	WEIGHT
P24G03G	G6 MSPO PDU, 30AMP, (18) C13 (6) C19, NEMA L21-30P-3M, TOP FED, BLACK	BLACK (RAL 9005)	3M(+254MM-127MM) 10'[+10"/-5"]	9.4kg

B



A

A

REV	DATE	BY	CHK	APR	DESCRIPTION	ECN
00A	09/21/2023	NW	CSH	MJD	INITIAL RELEASE	P24G03G-XXYZ

WE ASK THAT YOU CHECK FULLY THE DIMENSIONS, NOTES, AND SIGN THE CLIENT SIGNATURE BOX. THE JOB WILL NOT PROGRESS WITHOUT SIGNED APPROVAL. PLEASE DO NOT DELAY IN RETURNING PROOF AS IT WILL AFFECT DELIVERY	SIGN	
	DATE	
	PRINT	
TITLE INTELLIGENT SERIES PDU P24G03G-XXYZ CUSTOMER DRAWING		
ITEM REVISION NAME:		
DATASHEET FILE NAME:		
UNLESS OTHERWISE SPECIFIED DIMENSIONAL TOLERANCE ARE: mm [IN]		MATERIAL/COLOR:
THIRD ANGLE PROJECTION		N/A
Tolerance(mm) 0<L<50 ±0.5 50<L<250 ±1.0 250<L<500 ±1.5 500<L<1000 ±2.5 1000<L<2000 ±4.0		DRAWING NUMBER: P24G03G-XXYZ_DC
DRAWN BY	DATE	SCALE
NW	08/30/2023	NONE
CHK		SCALE
CSH		B
SHT 2 OF 2		

2



1