

Universal Network Zone System

specifications

The universal network zone system shall include copper/fiber uplinks and downlinks optimized for industrial Ethernet switches. System shall incorporate redundant power supplies and optional UPS and PoE power supply. The enclosure shall be UL 508A, UL Type 4/12/4X, IP66 rated and CE. A removable, pre-engineered back plate with DIN rails shall be incorporated in the enclosure. Pre-installed accessory side panels, fiber slack spool, and L rings shall be included for cable management. The door shall be secured with 3mm double bit or slotted latch drive feature. The door shall hinge on the right or left. Class 2 power circuits shall be pre-wired, labeled, and tested. A barrier shall be present to isolate IT personnel from high voltage power circuit.



technical information

Standards:	UL 508A Standard for Industrial Control Panels, UL Type 4/12 or 4X, IP66 Rated, CE
Dimensions:	Z23U: 36.0"H x 24.0"W x 11.7"D (914mm x 610mm x 297mm) Z22U: 24.0"H x 24.0"W x 11.7"D (610mm x 610mm x 297mm)
Color and material:	Enclosures: Gray, 14 gauge cold roll steel or 316 stainless steel Back panels: 14 gauge galvanized steel or 304 stainless steel
Thermal analysis:	Validated to 40°C ambient outside of enclosure or 60°C maximum within enclosure at up to 95% (non-condensing) humidity
Installation:	Wall mount with optional outside-mount flange

key features and benefits

Switch ready solution	Reduces time required for planning, designing, procurement, and installation, resulting in simpler specification and up to 75% faster implementation
Universal design	Works with most DIN mount industrial Ethernet switches, providing design flexibility
Designed to accept customer supplied industrial switches	Offer management and diagnostics from within IT and controls environments to optimize network traffic
Copper/fiber uplinks or patch field and copper/fiber connectivity	Enables troubleshooting of network connections and verification of field terminations
Included redundant power supplies	Minimize the risk of equipment failure for improved network reliability
Optional maintenance-free UPS	Prevents rebooting of switch and loss of network during power outages
Optional PoE	Provides 48 VDC power to the switch for PoE devices to simplify PoE capable deployments and save money on the purchase of PoE injectors
Isolation barrier	Segregates higher line voltage from lower voltage switch for increased safety
Bonding provisions and grounding bar	Ensure path to ground to protect personnel and equipment
Part Number Configurator	Available to create custom part number for a specific Zone Application Auto generates part number, price and lead time, and you can configure multiple options (see page 3)
Detailed installation guide	Provides easy, repeatable design instructions assuring consistency and saving time on the job-site

applications

The Panduit Universal Network Zone System is designed to rapidly deploy an industrial Ethernet network between the enterprise and plant floor. Copper/fiber connectivity and power features minimize engineering and installation time resulting in faster implementation. The Universal Network Zone System provides usability similar to IT switches for any customer owned industrial switch to be deployed on the plant floor. This ensures that management and control of the network does not impede effective network data usage. With UL Type 4/12/4X, IP66 rating and CE, the enclosures provide reliability and high performance, as an integral component of the end-to-end solution for Industrial Networks.

Universal Network Zone System

24" x 36": Z23U See part table on page 2
24" x 24": Z22U See part table on page 3

Related Products

PanZone[®] NEMA 4X Rated Drain Kit

Drain kit: [PZNDVK](#)

IndustrialNet[™] TX6[™] Connectors

Category 6 UTP bulkhead connector: [IAEBH6](#)

Category 6 STP bulkhead connector: [IAEBH6S](#)

Fiber Uplink Accessories

Surface mount fiber box: [CBXF6BL-AY](#)

LC OptiCam[®] Connector: [FLCDMCXAQY](#)

LC connector module: [CMDSAQLCZBL](#)

LC OM3 patch cord: [FX2ERLNLNSNM001](#)

Opti-Core[®] Interlocking Armored Cable: [FOPRX12Y](#)

DIN Rail Patching Accessories

IndustrialNet[™] 8-port DIN Rail Mount Copper Patch Panel: [CDPP8RG](#)

IndustrialNet[™] 8-port DIN Rail Fiber Optic Enclosure: [FDME8RG](#)

Mini-Com[®] Single Port DIN Rail Mount Adapter: [CADIN1IG[^]](#)

Copper Connectivity

UTP patch cord: [UTP28SP3](#)

UTP Mini-Com[®] Jack: [CJ688TGIW](#)

STP patch cord: [STP28X1MIG](#)

STP Mini-Com[®] Jack: [CJS6X88TGY](#)

TX6500[™] Copper Cable

Category 6, UTP: [PUR6504BU-ULP](#)

[^]For standard colors other than International Gray, replace IG in part number with BL (Black), EI (Electric Ivory), IW (Off White), or WH (White).

Universal Network Zone System

Universal Network Zone System 24" x 36"

More options available at www.panduit.com/networkzone



Provided with Z23U Enclosures:

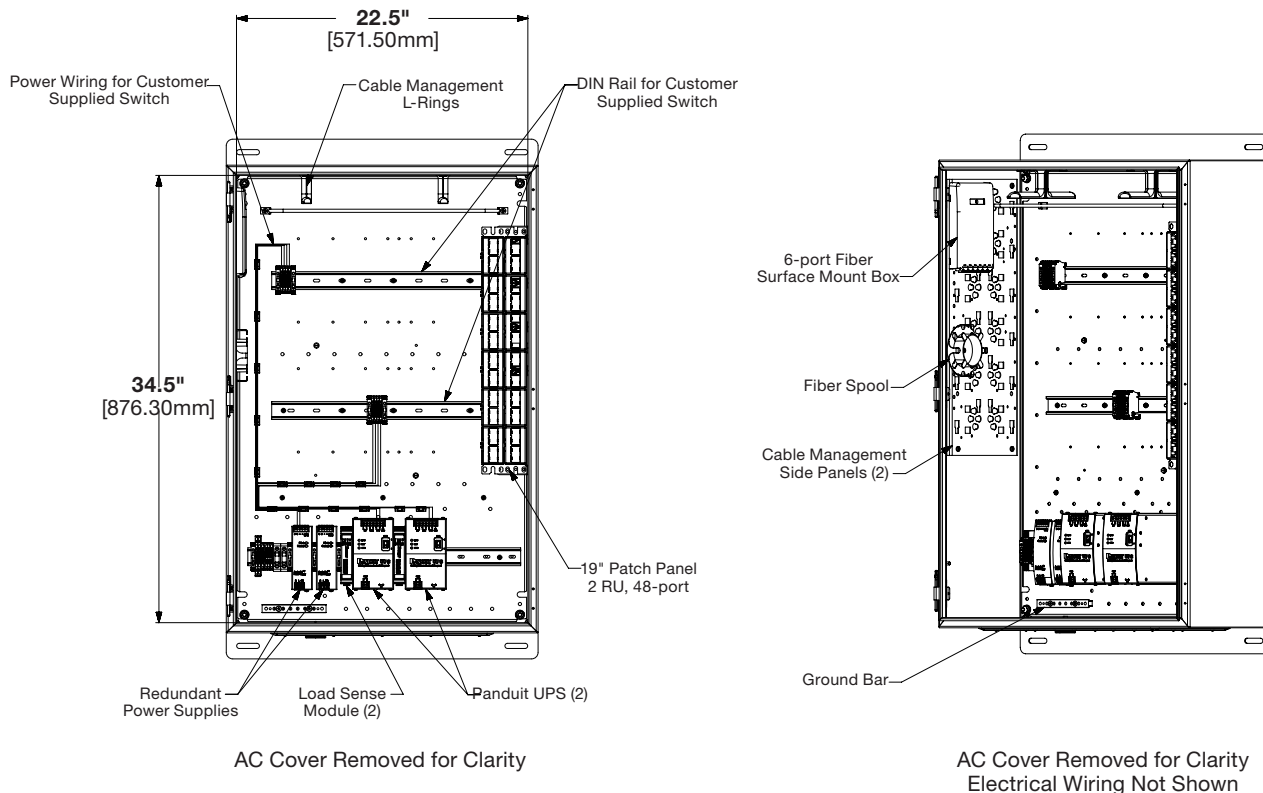
- Downlink Port Connectivity – sixteen Category 6 UTP jacks and patch cords
- Downlink Patch Field – 19" 48-port patch panel (CPP48WBLY)
- Uplink Port Connectivity – six LC adaptors, four LC OM3 patch cords
- Power Infrastructure – redundant 24 VDC dc power supplies and optional UPS, PoE
- Power Input – 100 – 250 VAC single phase
- DIN Rail Mounting – three 16.7" long DIN rails
- Cable Management – 7" deep strain relief bar and adjustable ring managers
- Isolation barrier to cover high voltage equipment on lower DIN rail

Customer Supplied: accepts up to two user-defined industrial DIN mount switches with max dissipation of 42 Watts at 24 VDC

Part Number	Enclosure Type	Power Options
Z23U-S24	4/12 Steel	Redundant power supplies
Z23U-S25	4/12 Steel	Redundant power supplies and two maintenance-free UPSs
Z23U-S25S	4/12 Steel	Redundant power supplies and two maintenance-free UPSs
Z23U-625	4X 316 SS	Redundant power supplies and two maintenance-free UPSs
Z23U-S15	4/12 Steel	Redundant power supplies and one maintenance-free UPS

For systems with STP Category 6A patch cords and jacks, add an "S" to the end of the part number, for example Z23U-S24 includes UTP copper connectivity, while Z23U-S24S includes STP copper connectivity.

Elevation Example: Z23U-S25



Dimensions are in inches. [Dimensions in brackets are metric].

Universal Network Zone System

Universal Network Zone System 24" x 24"

More options available at www.panduit.com/networkzone



Provided with Z22U Enclosures:

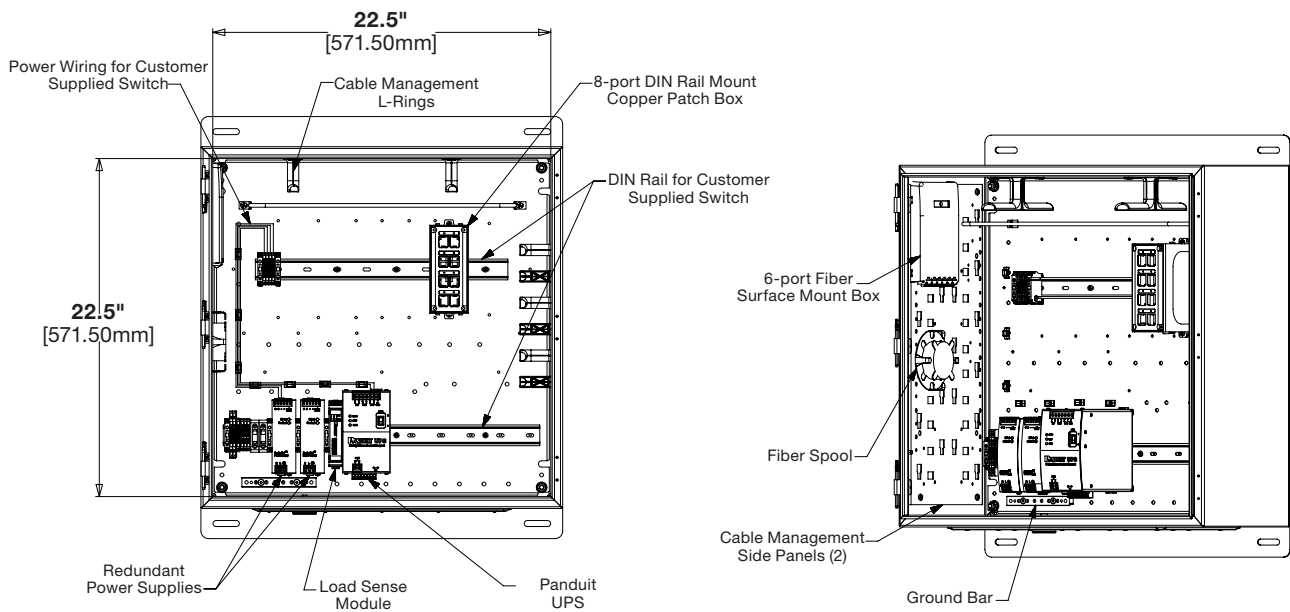
- Downlink Port Connectivity – eight Category 6 UTP jacks and patch cords
- Downlink Patch Field – one 8-port patch panel (CDPP8RG)
- Uplink Port Connectivity – six LC adaptors, two LC OM3 patch cords
- Power Infrastructure – redundant 24 VDC power supplies and optional UPS, PoE
- Power Input – 100 – 250 Vac single phase
- DIN Rail Mounting – two 16.7" long DIN rails
- Cable Management – 7" deep strain relief bar and adjustable ring managers
- Isolation barrier to cover high voltage equipment on lower DIN rail

Customer Supplied: accepts one user-defined industrial DIN mount switch with max dissipation of 42 Watts at 24 VDC

Part Number	Enclosure Type	Power Options
Z22U-S14	4/12 Steel	Redundant power supplies
Z22U-614	4X 316 SS	Redundant power supplies
Z22U-S15	4/12 Steel	Redundant power supplies and one maintenance-free UPS
Z22U-S15S	4/12 Steel	Redundant power supplies and one maintenance-free UPS
Z22U-615S	4X 316 SS	Redundant power supplies and one maintenance-free UPS

For systems with STP Category 6A patch cords and jacks, add an "S" to the end of the part number, for example Z22U-S14 includes UTP copper connectivity, while Z22U-S14S includes STP copper connectivity.

Elevation Example: Z22U-S15



AC Cover Removed for Clarity

AC Cover Removed for Clarity
Electrical Wiring Not Shown

Dimensions are in inches. [Dimensions in brackets are metric].

Universal Network Zone System Configuration and Ordering Tool



- 1 Configure Product**
Select your universal network zone system configuration options
- 2 Get Part Number, Price and Lead Time**
Get real time MSRP quote with lead time
- 3 Order**
Log in and place your order!

**Easy to
Configure, Price
and Order!**

Questions?
Contact Panduit Technical
Support at 800.777.3300

PANDUIT CPQ

Configure Universal Zone Enclosure

Enclosure

Size (W x H) 24" x 36" (610mm x 915mm)

Material Mild Steel

Sloped Top No

Handle Standard Quarter Turn Latch (NEMA 4/4X/12)

Switches

Customer Switches 2

Options

PoE Type None

Power Type RPS, One Panduit Maintenance-Free 100W UPS per Switch (100...

Copper Connection Type UTP with Patch Panel

Number Copper Cord/Jacks 16

Fiber Uplink Patch Panel 6-port Surface Mount

Fiber Uplink Media Type OM3

Number Fiber Cords 4

Universal Network Zone System, 24" x 36", mild steel, with standard latch, for two customer supplied Industrial switches, (16) UTP Cat 6 patch cords and jacks for downlinks with patch panel, (4) MM OM3 fiber cords for uplinks, 6-port fiber

Part Drawings **Specification Sheets**

- C-ZCUNV-ENCLOSURE-OC-CI--ENG.pdf
- C-ZCUNV-ENCLOSURE-OC-CQ--ENG.pdf
- C-ZCUNV-POWER-OC-EBJ--ENG.pdf
- C-ZCUNV-POWER-OC-EBM--ENG.pdf

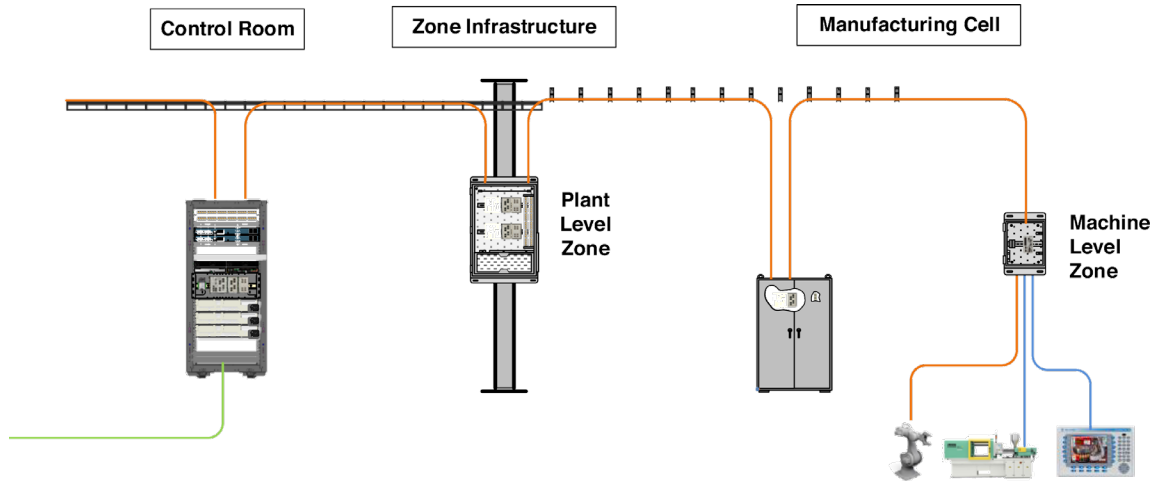
Multiple options available to configure the custom system ideal for your application:

Size:	24"H x 24"W, 36"H x 24"W
Enclosure options:	Mild Steel, 316 Stainless Steel, Sloped Top Option
Handle:	Standard Latch, Key Locking Handle, Padlocking Handle
Switch quantity:	1 or 2
PoE type:	Separate or Combined PoE Input
Power:	Single Power Supply, Redundant Power Supplies, Maintenance-Free Ultra Capacitor UPS, Battery UPS, No UPS
Cabling and connectivity:	Unshielded Copper with Plastic Patch Panel, Shielded Copper with Metal Patch Panel, 4 – 48 Jacks and Patch Cords in Multiples of 4
Uplink options:	6 or 12-port Surface Mount Box, 6 or 12-port Fusion Splice, SM, OM1, OM3, OM4, 2 – 12 Fiber Patch Cords in Multiples of 2

Universal Network Zone System

Deploying Zone Network Topology

The Panduit® building block architecture for industrial networks is a highly effective way to deploy industrial Ethernet solutions in a plant floor environment. Panduit's network zone systems building block helps to deploy industrial switches and provide a platform to improve manageability, localize network traffic, and limit Layer 2 broadcast domains[†]. The network zone systems allow all cables within a cell/area zone to be managed and patched within a single enclosure. By using a zone cabling architecture, network cabling becomes easier to locate, manage, and maintain because each additional device is routed within the same pathways and enclosure. Managed cabling decreases the number of home runs throughout a facility and reduces abandoned cable in plenum spaces, to make the workplace run more efficiently and safely.



Following a zone topology with the Panduit building block architecture creates a highly scalable and flexible network deployment.

[†]For additional reference see the Panduit Popular Configuration Drawing "Overview of Industrial Switch Deployment" PCD0001.

WORLDWIDE SUBSIDIARIES AND SALES OFFICES

PANDUIT US/CANADA
Phone: 800.777.3300

PANDUIT EUROPE LTD.
London, UK
Phone: 44.20.8601.7200

PANDUIT SINGAPORE PTE. LTD.
Republic of Singapore
Phone: 65.6305.7575

PANDUIT JAPAN
Tokyo, Japan
Phone: 81.3.6863.6000

PANDUIT LATIN AMERICA
Guadalajara, Mexico
Phone: 52.33.3777.6000

PANDUIT AUSTRALIA PTY. LTD.
Victoria, Australia
Phone: 61.3.9794.9020

For a copy of Panduit product warranties, log on to www.panduit.com/warranty

PANDUIT®

For more information
Visit us at www.panduit.com/networkzone
iai@panduit.com

© 2022 Panduit Corp.
ALL RIGHTS RESERVED.
ZCSP25--WW-ENG
7/2022