

THIS COPY IS PROVIDED ON A RESTRICTED BASIS AND IS NOT TO BE USED IN ANY WAY DETRIMENTAL TO THE INTERESTS OF PANDUIT CORP.

PANDUIT P/N	WEIGHT
P48E24M-XYZ	SEE SHEET 2

SPECIFICATION:

1. STANDARD:

UNIT TYPE:	MONITORED SWITCHED
ORIENTATION:	VERTICAL, 0U
OUTLET QTY&TYPE:	(24)C13/C15, (24)C13/C15/C19
INPUT VOLTAGE:	200-240VAC
INPUT CURRENT:	60A (48A DERATED)
BREAKER QTY&TYPE:	(6)20AMP, DOUBLE-POLE
INPUT PHASE:	THREE-PHASE DELTA
RATED POWER:	17.3 KVA
INPUT PLUG:	IEC 60309, 3P 4W, 9H, 60A(48A DERATED) (IP44)
INPUT POWER CORD:	SEE SHEET 2 PART NUMBER TABLE
REGULATORY STANDARD:	RoHS COMPLIANT

2. ADDITIONAL:

NONE

3. ACCESSORIES:

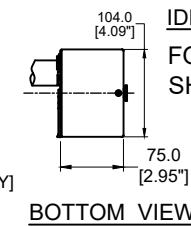
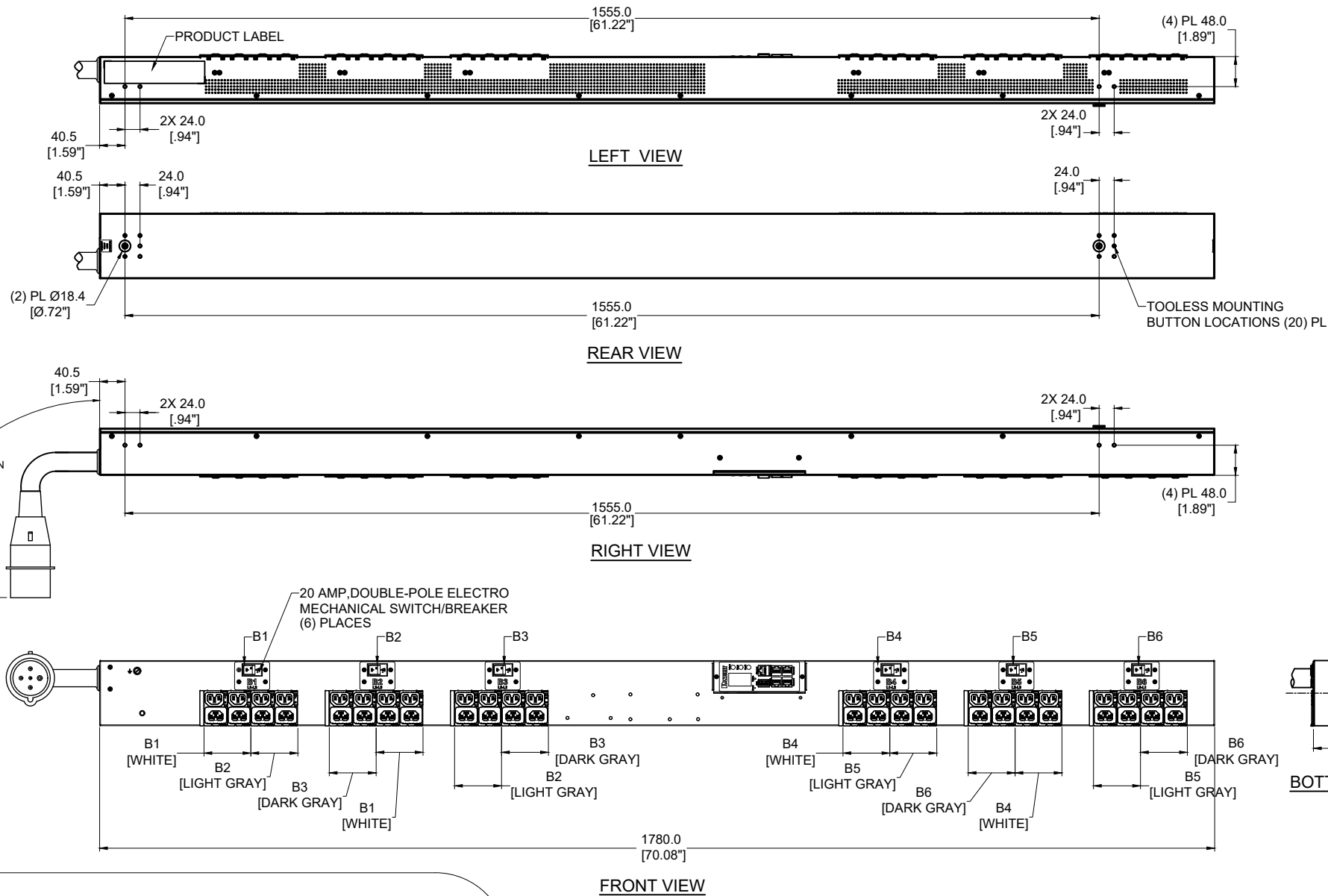
(1) PRODUCT SAFETY WARNING SHEET

NOTES:

1. PRIMARY DIMENSIONS ARE IN MILLIMETERS. SECONDARY DIMENSION ARE IN [INCHES] .
2. INSTALLATION SHALL COMPLY WITH ALL APPLICABLE NATIONAL, STATE, AND LOCAL CODES .
3. VISIT OUR ON-LINE CATALOG AT WWW.PANDUIT.COM FOR A CURRENT LIST OF PRODUCTS APPLICABLE FOR USE WITH THIS PART .
4. FOR FULL PRODUCT FUNCTIONALITY REFER TO USER MANUAL .
5. DRAWING VIEWS SHOW THE INPUT CORD IN THE "TOP END FED" CONFIGURATION .

IDENTIFICATION

FOR FINISHED GOOD PART NUMBER & DESCRIPTION TABLE SEE SHEET 2 CONFIGURABLE PART NUMBERS: P48E24M-XX Y Z

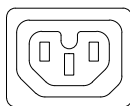


XX: FINISHED GOOD COLOR BL=BLACK YL=YELLOW RD=RED BU=BLUE WH=WHITE GN=GREEN	Y: INPUT FEED TYPE 1=TOP-END FED 2=BOTTOM-END FED	Z: INPUT CORD LENGTH A=1 METER B=2 METER C=3 METER
--	---	---

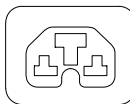
PLUG/RECEPTACLE BLOCK



PLUG
IEC 60309, 3P 4W, 9H
IP44 (SPLASHPROOF)
60A, 250V, 3-PHASE MAX RATED INPUT
48A DERATED



RECEPTACLES
C13/C15 COMBO
10A, 250V MAX RATED OUTPUT



RECEPTACLES
C13/C15/C19 COMBO
16A, 250V MAX RATED OUTPUT

REV	DATE	BY	CHK	APR	DESCRIPTION	ECN
01B	04/07/2023	Leo Liu	CSH	MJD	NOTE 3 ACCESSORIES: *QUICK-START GUIDE* REPLACED WITH *PRODUCT SAFETY WARNING SHEET*	P48E24M-XYZ
01A	02/15/2023	Leo Liu	CSH	MJD	INITIAL RELEASE	P48E24M-XYZ

WE ASK THAT YOU CHECK FULLY THE DIMENSIONS, NOTES, AND SIGN THE CLIENT SIGNATURE BOX. THE JOB WILL NOT PROGRESS WITHOUT SIGNED APPROVAL. PLEASE DO NOT DELAY IN RETURNING PROOF AS IT WILL AFFECT DELIVERY.		SIGN
		DATE
		PRINT
TITLE INTELLIGENT SERIES PDU P48E24M-XYZ CUSTOMER DRAWING		
ITEM REVISION NAME:		PANDUIT
DATASHEET FILE NAME:		
UNLESS OTHERWISE SPECIFIED DIMENSIONAL TOLERANCE ARE: mm [IN]		MATERIAL/COLOR: N/A
Tolerance(mm) 0.4<50 ±0.5 50.4<250 ±1.0 250.4<500 ±1.5 500.4<1000 ±2.5 1000.4<2000 ±4.0		DRAWING NUMBER: P48E24M-XYZ_DC
THIRD ANGLE PROJECTION	DRAWN BY: Leo	SCALE: NONE
	DATE:	CHK: Hanson
		SCALE: NONE
		SHT 1 OF 2
		SCALE: B

2



1

THIS COPY IS PROVIDED ON A RESTRICTED BASIS AND IS NOT TO BE USED IN ANY WAY DETRIMENTAL TO THE INTERESTS OF PANDUIT CORP.

FINISHED GOOD PART NUMBER	FINISHED GOOD DESCRIPTION	COLOR	INPUT CORD LENGTH	WEIGHT
P48E24M	VERTICAL,(24)C13/C15, (24)C13/C15/C19, MONITORED SWITCHED, 200-240VAC/60A (48A DERATED) / 3 PHASE, TOP-END FED, 3 METER INPUT CORD, BLACK	BLACK (RAL 9005)	3M(+254mm/-127mm) 10'[+10"/-5"]	11.1kg

B

B



A

A

REV	DATE	BY	CHK	APR	DESCRIPTION	ECN
01B	04/07/2023	Leo Liu	CSH	MJD	NOTE 3 ACCESSORIES: *QUICK-START GUIDE* REPLACED WITH *PRODUCT SAFETY WARNING SHEET*	P48E24M-XYZ
01A	02/15/2023	Leo Liu	CSH	MJD	INITIAL RELEASE	P48E24M-XYZ

WE ASK THAT YOU CHECK FULLY THE DIMENSIONS, NOTES, AND SIGN THE CLIENT SIGNATURE BOX. THE JOB WILL NOT PROGRESS WITHOUT SIGNED APPROVAL. PLEASE DO NOT DELAY IN RETURNING PROOF AS IT WILL AFFECT DELIVERY.		SIGN
		DATE
		PRINT
TITLE INTELLIGENT SERIES PDU P48E24M-XYZ CUSTOMER DRAWING		
ITEM REVISION NAME:		PANDUIT
DATASHEET FILE NAME:		
UNLESS OTHERWISE SPECIFIED DIMENSIONAL TOLERANCE ARE: mm [IN]		MATERIAL/COLOR: N/A
Tolerance(mm) 0.4<50 ±0.5 50.4<250 ±1.0 250.4<500 ±1.5 500.4<1000 ±2.5 1000.4<2000 ±4.0		DRAWING NUMBER: P48E24M-XYZ_DC
THIRD ANGLE PROJECTION	DRAWN BY Leo	DATE
	CHK Hanson	SCALE NONE
		SCALE B
		SHT 2 OF 2

2



1