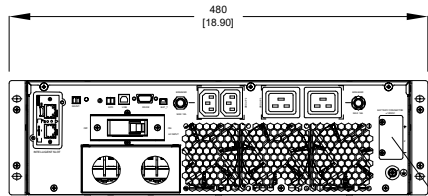
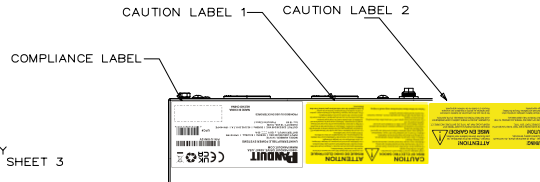


THIS COPY IS PROVIDED ON A RESTRICTED BASIS AND IS NOT TO BE USED IN ANY WAY DETRIMENTAL TO THE INTERESTS OF PANDUIT CORP.



VIEW ROTATED 180°



DETAIL A
SCALE 1: 3

INPUT		GROUP	
L	N	⊕	⊕

DETAIL B
SCALE 1: 3

SPECIFICATION:

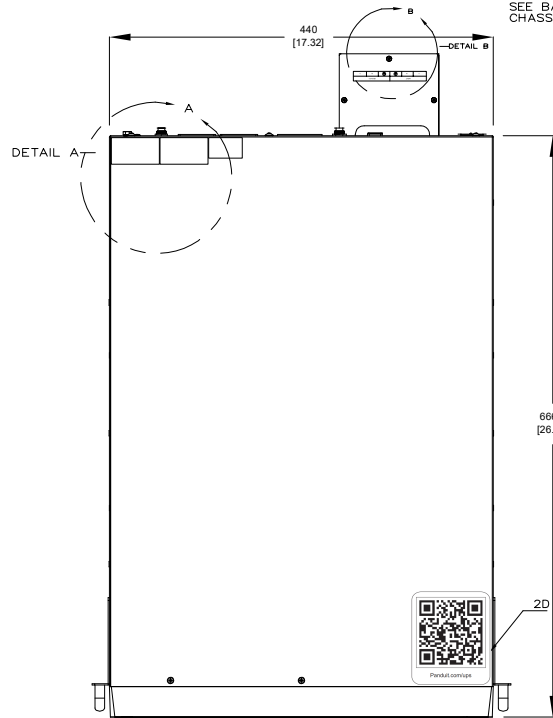
- STANDARD:
 - UPS TOPOLOGY: DOUBLE CONVERSION
 - KVA: 10
 - BATTERY TYPE: VALVA REGULATED LEAD ACID
 - INPUT PLUG: TERMINAL CONNECTION(L+N+G)
 - NOMINAL INPUT VOLTAGE: 220/230/240V
 - INPUT PHASE: SINGLE
 - OUTPUT PHASE: SINGLE
 - NOMINAL OUTPUT VOLTAGE: 220/230/240V
 - OUTLET TYPE AND QTY: IEC-C13(2)+IEC-C19(2)+HARDWARE TERMINAL CONNECTION (L+N+G)
 - DISPLAY TYPE: 3.5 INCH TOUCH SCREEN
 - PARALLEL PORT SUPPORT: NO
 - INPUT BREAKER TYPE: 63A TOGGLE
 - OUTPUT BREAKER TYPE: 16A(1)+10A(1) PUSH BUTTON
 - WEIGHT OF Pb(LEAD): 34KG
 - WEIGHT OF H2SO4(SULFURIC ACID): 8KG

2. ADDITIONAL:
NONE

- ACCESSORY COMPONENTS:
 - P/N U10N12V CONTAINS AN INTELLIGENT NETWORK CARD(INSTALLED)
 - STABILIZER BRACKET, QTY:(4)
 - STABILIZER BRACKET CONNECTORS, QTY:(2)
 - INSTALLATION RAIL KIT GUIDE, QTY:(1)
 - INSTALLATION EARS, QTY:(2)
 - DB9/DB9 RS232 1.5M COMMUNICATION CABLE, QTY:(1)
 - USB-A/USB-B 1.5M SERIAL COMMUNICATION CABLE, QTY:(1)
 - INCLUDES P/N:UVP240 INTERNAL BATTERY CARTRIDGE, QTY:(1)(IN A SEPERATE CARTON) SHEETS
 - INCLUDES P/N:URMKIT2 INSTALLATION RAIL KIT, QTY:(1)
 - INCLUDES P/N:USB-HID INTERFACE USER MANUAL, QTY:(1)
 - INCLUDES P/N:PRODUCTION USER MANUAL, QTY:(1)
 - EPO PLUG WITH SHORTING WIRE,QTY:(1),(INSTALLED)
 - MBS PLUG WITH SHORTING WIRE,QTY:(1),(INSTALLED)
 - REFER TO ASSOCIATED DRAWINGS FOR PHYSICAL DIMENSIONS AND SPECIFICATIONS

NOTES:

- PRIMARY DIMENSIONS ARE IN MILLIMETERS. SECONDARY DIMENSIONS ARE IN INCHES
- INSTALLATION SHALL COMPLY WITH ALL APPLICABLE NATIONAL, STATE, AND LOCAL CODES
- VISIT OUR ON-LINE CATALOG AT WWW.PANDUIT.COM FOR A CURRENT LIST OF PRODUCTS APPLICABLE FOR USE WITH THIS PRODUCT.
- ALL PURCHASED ITEMS CONFORM TO C2-0834 PANDUIT SPECIFICATION FOR CHEMICAL SUBSTANCES TO BE CONTROLLED IN PRODUCT AND PACKAGING

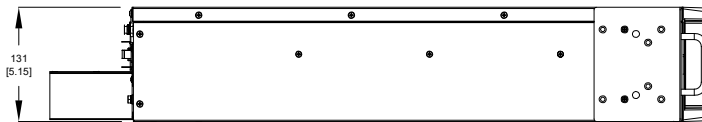
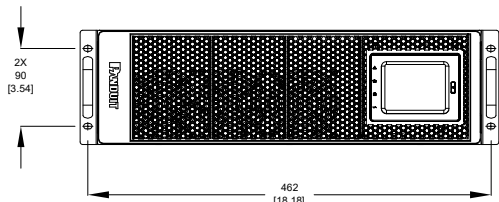


SEE BATTERY CHASSIS ON SHEET 3

2D BARCODE LABEL

IDENTIFICATION:

PART NUMBER	DESCRIPTION	SHIPPING WEIGHT(INCLUDES EXTERNAL BATTERY PACK) (KG)
U10S12V	SMARTZONE UPS, 10kVA, 6U (3U UPS + 3U EBP), 230V, SINGLE PHASE, DOUBLE-CONVERSION ON-LINE POWER PROTECTION	102.4
U10N12V	SMARTZONE UPS, 10kVA, 6U (3U UPS + 3U EBP), 230V, SINGLE PHASE, DOUBLE-CONVERSION ON-LINE POWER PROTECTION WITH INTELLIGENT NETWORK CARD	105.6



REV	DATE	BY	CHK	DESCRIPTION	ECN	REV	DATE	BY	CHK	DESCRIPTION	ECN
00A	08/17/2021	ZHB	ZRK	RELEASE TO PRODUCTION	U10N12V	001	08/17/2021	M&S	VARIOUS		
01A	02/22/2021	ZHB	ZRK	A ADDED NOTE UNDER VIEW B UPDATED DESCRIPTION C ADDED SHEET 3	U10N12V	002	02/22/2021	ZHB	ZRK	U10N12V-02 U10N12V-DA/02A U10N12V-DA/02A	
02A	02/22/2021	ZHB	ZRK	A ADDED MBS PLUG ITEM INTO ACCESSORY COMPONENTS LIST B UPDATE 2D BARCODE DESCRIPTION C UPDATE UPS WARNING LABEL	U10N12V	003	02/22/2021	ZHB	ZRK	U10N12V-03 U10N12V-DA/02A	

PLEASE ONLY USE 2D BARS FOR THE IDENTIFICATION OF THE PRODUCT. THE 2D BARCODE MUST BE PRINTED ON THE FRONT OF THE UNIT. PLEASE DO NOT REMOVE THE 2D BARCODE FROM THE FRONT OF THE UNIT.

SMARTZONE UPS
U10S12V/U10N12V
CUSTOMER DRAWING

U10N12V-02
U10N12V-DA/02A
U10N12V-DA/02A

UNLESS OTHERWISE SPECIFIED, DIMENSIONAL TOLERANCES ARE: MM (IN)

U10N12V-DC

08/17/2021 M&S VARIOUS SH1 1 OF 3

THIS COPY IS PROVIDED ON A RESTRICTED BASIS AND IS NOT TO BE USED IN ANY WAY DETRIMENTAL TO THE INTERESTS OF PANDUIT CORP.

PANDUIT
18900 PANDUIT DRIVE, 60487, USA
WWW.PANDUIT.COM



UNINTERRUPTIBLE POWER SYSTEMS

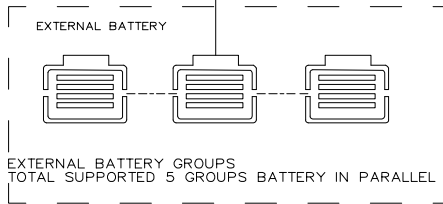
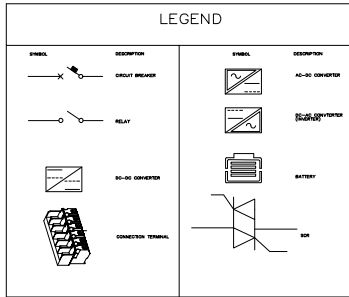
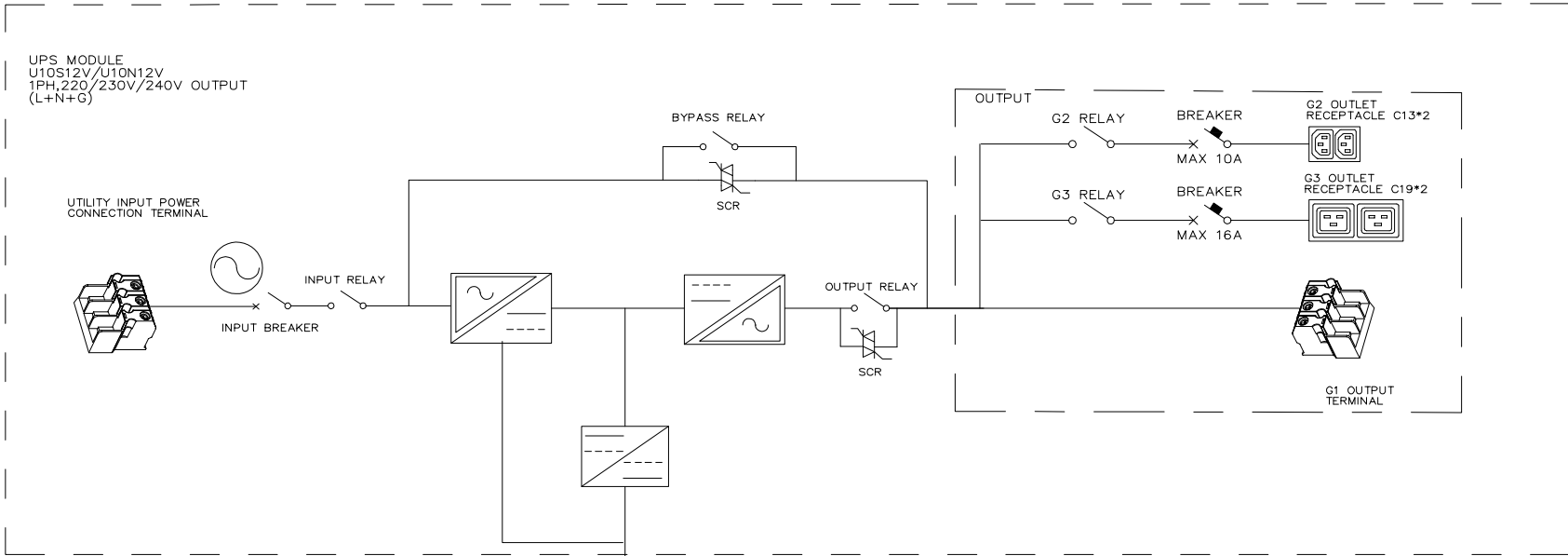
MODEL NUMBER: 1H1V1E
P/N: U10N12V
INPUT: 220/230/240 VAC | 50/60Hz | 63 A Max. | 1PH+N+PE
BATTERY INPUT: ± 120 V --- 50 A
OUTPUT: 220/230/240 VAC | 50/60Hz | 45.5/43.5/41.7 A | 1PH+N+PE
CAPACITY: 10 KVA- 10 kW
Icc: 10 kA Protective Class: I

UPC#



PROHIBIDO SU USO EN EXTERIORES

MADE IN CHINA
HECHO CHINA



DISPLAY FIRMWARE VERSION: V010B000000
CORE FIRMWARE VERSION: V010B000000

REV	DATE	BY	CHK	APR	DESCRIPTION	U10N12V	U10N12V	DATE	BY	CHK	APR	DESCRIPTION	U10N12V	U10N12V
02A	02/09/2023	ZHZ	ZHZ	GLM/DJB	D. ADDED MBS PLUGS, THEM INTO ACCESSORY COMPONENTS LIST E. UPDATE 2D BARCODE DESCRIPTION F. UPDATE UPS'S WARNING LABEL	U10N12V	U10N12V	02/09/2023	ZHZ	ZHZ	GLM/DJB	RELEASED TO PRODUCTION	U10N12V	U10N12V
01A	02/24/2022	ZHZ	ZHZ	GLM/DJB	A. ADDED NOTE UNDER VIEW B. UPDATED DESCRIPTION C. ADDED SHEET 3	U10N12V	U10N12V	02/24/2022	ZHZ	ZHZ	GLM/DJB	RELEASED TO PRODUCTION	U10N12V	U10N12V
00A	08/17/2021	ZHZ	ZHZ	GLM/DJB		U10N12V	U10N12V	08/17/2021	ZHZ	ZHZ	GLM/DJB	RELEASED TO PRODUCTION	U10N12V	U10N12V

FILE	SMARTZONE UPS U10S12V/U10N12V CUSTOMER DRAWING
REV	U10N12V/02 U10N12V-DA/02A
DATE	02/09/2023
BY	ZHZ
CHK	GLM/DJB
APR	
DESCRIPTION	

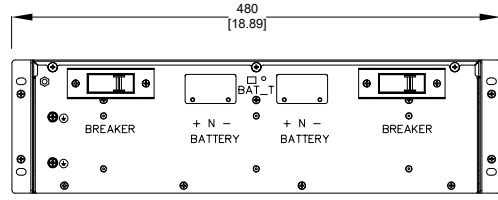


N/A

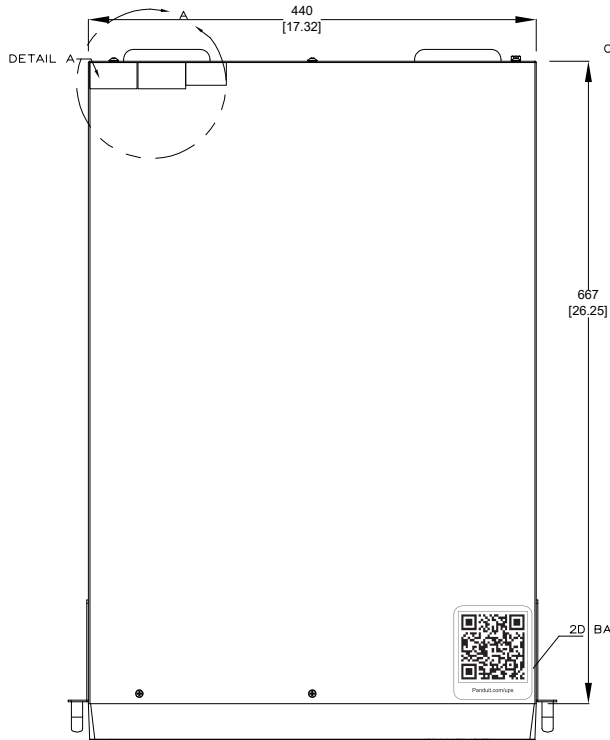
U10N12V-DC

THIRD ANGLE PROJECTION
DATE: 08/17/2021
M.D. VARIOUS
SHT 2 OF 3

THIS COPY IS PROVIDED ON A RESTRICTED BASIS AND IS NOT TO BE USED IN ANY WAY DETRIMENTAL TO THE INTERESTS OF PANDUIT CORP.

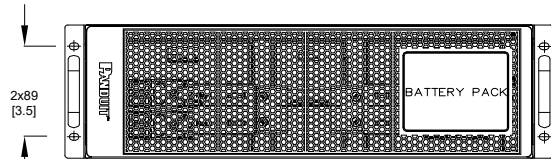
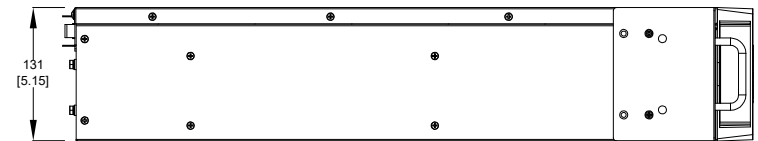


VIEW ROTATED 180°



DETAIL A
SCALE 1:2

UVP240 REFERENCE IMAGE



REV	DATE	BY	CHK	APR	DESCRIPTION	ECN	DATE	BY	CHK	APR	DESCRIPTION	ECN	DATE	BY	CHK	APR	DESCRIPTION	ECN	
00A	08/17/2021	ZHB	ZRK	GLM/D.B	RELEASE TO PRODUCTION	U10N12V													
01A	02/24/2023	ZHB	ZRK	GLM/D.B	A. ADDED NOTE UNDER VIEW B. UPDATED DESCRIPTION C. ADDED SHEET 3	U10N12V													
02A	02/04/2023	ZHB	ZRK	GLM/D.B	D. ADDED MISC PLUG ITEM INTO ACCESSORY COMPONENTS LIST E. UPDATE 2D BARCODE DESCRIPTION F. UPDATE USER WARNING LABELS	U10N12V													

PART NUMBER		SMARTZONE UPS	
U10N12V/02		U10S12V/U10N12V	
CUSTOMER DRAWING			
REV NUMBER		U10N12V-DA/02A	
DIMENSIONAL TOLERANCES ARE: MM (IN)		N/A	
THIS DRAWING IS UNCONTROLLED WHEN OPENED FOR REVISION		U10N12V-DC	
DATE	08/17/2021	BY	ZHB
DATE	08/17/2021	BY	ZHB
DATE	08/17/2021	BY	ZHB
DATE	08/17/2021	BY	ZHB