

# Mini-Com® TX6™ PLUS UTP Coupler Modules and Patch Panel

## SPECIFICATIONS

Category 6/Class E, 8-position, female -to-female, UTP coupler module shall provide easy plug-and-play pass through connectivity. Coupler modules shall act as one connecting hardware component in the channel. Coupler modules shall be available individually or installed in a 24-port flat patch panel. Couplers shall be compatible with 6- or 8-position RJ45 UTP patch cords with T568A and T568B wiring schemes.



## TECHNICAL INFORMATION

<b>Category 6/Class E channel performance:</b>	Exceeds channel requirements of ANSI/TIA-568.2-D Category 6 and ISO 11801 Class E standards at swept frequencies 1 to 250 MHz. Up to two couplers can be used per channel while maintaining Category 6/Class E performance.
<b>FCC and ANSI compliance:</b>	Meets ANSI/TIA-1096-A; contacts plated with 50 microinches of gold for superior performance
<b>IEC compliance:</b>	Meets IEC 60603-7 and IEC 60512-99-002
<b>PoE and POH compliance:</b>	Meets IEEE 802.3af/802.3at and 802.3bt type 3 and type 4. Supports Power over HDBaseT up to 100 watts
<b>RoHs compliance:</b>	Compliant
<b>c(UL)us listed:</b>	UL 1863 (Use as communications circuit accessory), CSA standard C22.2
<b>Operating Temperature:</b>	14°F to 167°F (-10°C to 75°C)

## KEY FEATURES AND BENEFITS

<b>100% performance tested:</b>	Confidence that each coupler will deliver the critical electrical performance requirements
<b>Modular:</b>	Couplers snap in and out of all Mini-Com Faceplates, Modular Patch Panels and Industrial Bulkheads for easy moves, adds and changes
<b>RJ45 interface:</b>	Industry standard interface provides a quick and easy plug and play connection to RJ45 patch cords; backwards compatible with Category 5e
<b>Identification:</b>	Can be clearly identified with optional labels and icons for port identification
<b>Populated patch:</b>	Factory installed 24-port patch panel mounts to standard EIA 19" panel version or 23" racks for greater system flexibility
<b>Blockout device (optional):</b>	Provides a simple and secure method to control access to data ports while not in use

## APPLICATIONS

Mini-Com TX6 PLUS UTP Coupler Modules and Patch Panels are a component of the TX6 PLUS UTP Copper Cabling System. This end-to-end system is interoperable and backwards compatible for flexibility to protect network investments into the future. Couplers are designed to perform as one connector in the channel, allowing up to two couplers to be used in each channel while maintaining channel performance. Couplers are a reliable, modular solution, and ideal for setting up networks in a testing environment or during a planned system upgrade. With certified performance to the ANSI/TIA-568.2-D Category 6 and ISO 11801 Class E standards, this system will support the following applications:

- Ethernet 10BASE-T, 100BASE-T (Fast Ethernet), 1000BASE-T (Gigabit Ethernet)
- Digital video and broadband/baseband analog video
- Voice over Internet Protocol (VoIP)

### Mini-Com TX6 PLUS UTP Coupler Modules

**Coupler Module:** CC688\*

### Mini-Com TX6™ PLUS UTP Coupler Patch Panel

**24-port, 1 RU:** CP24688BL

### Accessories

**Clear dust cap:** MDC-C

**Blockout device:** PSL-DCJB\*\*+

**Phone icons:** CIPIW-C

**Data icons:** CID\*\*\*\*-C

\*Colors: BL (Black), IW (Off White), BU (Blue), GR (Green), OR (Orange), RD (Red), IG (International Gray) or YL (Yellow)

\*\*Colors other than red: -BL (Black), -BU (Blue), -YL (Yellow), -GR (Green), -OR (Orange), -IW (Off White) or -IG (International Gray)

\*\*\*Colors: WH (White), BU (Blue), RD (Red), YL (Yellow), GR (Green), or OR (Orange)

-C indicates bulk packages 100 pieces per package to reduce single-use plastic

Note Mini-Com Couplers Modules are not compatible with Surface Mount Boxes.



All listed part numbers are compliant with the U.S. Trade Agreements Act (TAA) for purchases shipped to customers in the United States.

# Mini-Com® TX6™ PLUS UTP Coupler Modules and Patch Panel

## TEST RESULTS

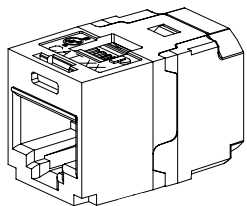
Mechanical Test	Test Method	Measurement	Typical Test Results
Normal Force	ANSI/TIA-1096-A	Load (grams)	> 100
Vibration	IEC 512-6d	Circuit Resistance (mOhms)	< 40
Shock	IECw 512-6c	Contact Disturbance (microsecond)	< 5
Durability	IEC 512-9a	Circuit Resistance (mOhms)	<40
Mating/Un-mating	IEC 512-13b	Mating Force (N)	< 20
		Un-mating Force (N)	< 20
Mating Cycles	IEC 60603-7	Number of Plug Insertions	> 2500

Electrical Test	Test Method	Measurement	Typical Test Results
Low Level Circuit Resistance	IEC 512-2a	Resistance (mOhms)	< 20
Dielectric Withstand Voltage	IEC 512-4a	1000 VAC, 1 minute	Passed
Insulation Resistance	IEC 512-3a	Resistance (MOhms)	> 500

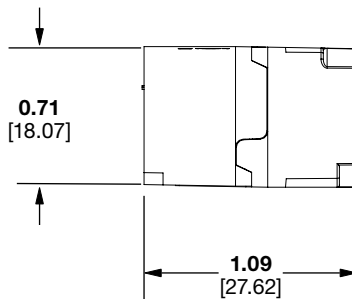
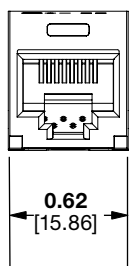
Environmental Test	Test Method	Measurement	Typical Test Results
Temperature Life	IEC 512-9b	Circuit Resistance (mOhms)	< 40
Humidity	IEC 512-11c	Circuit Resistance (mOhms)	< 40
Thermal Shock	IEC 512-11d	Circuit Resistance (mOhms)	< 40
Climatic Sequence	IEC 512-11a	Circuit Resistance (mOhms)	< 40
Flowing Mixed Gas Corrosion	IEC 512-11g	Circuit Resistance (mOhms)	< 40

## ENGINEERING DRAWINGS

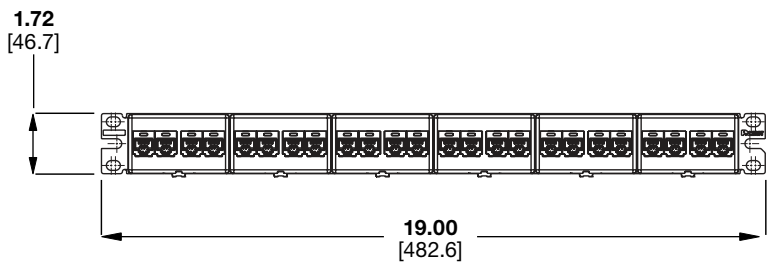
Mini-Com Category 6 Coupler Module



Compatible with Mini-Com Faceplates and Modular Patch Panels



24-Port Category 6 Coupler Patch Panel



Dimensions are in inches. [Dimensions in brackets are metric].

### WORLDWIDE SUBSIDIARIES AND SALES OFFICES

PANDUIT US/CANADA  
Phone: 800.777.3300

PANDUIT EUROPE LTD.  
London, UK  
Phone: 44.20.8601.7200

PANDUIT SINGAPORE PTE. LTD.  
Republic of Singapore  
Phone: 65.6305.7575

PANDUIT JAPAN  
Tokyo, Japan  
Phone: 81.3.6863.6000

PANDUIT LATIN AMERICA  
Guadalajara, Mexico  
Phone: 52.33.3777.6000

PANDUIT AUSTRALIA PTY. LTD.  
Victoria, Australia  
Phone: 61.3.9794.9020

For a copy of Panduit product warranties, log on to [www.panduit.com/warranty](http://www.panduit.com/warranty)

For more information

Visit us at [www.panduit.com](http://www.panduit.com)  
Contact Customer Service by email: [cs@panduit.com](mailto:cs@panduit.com)  
or by phone: 800.777.3300

© 2024 Panduit Corp.  
ALL RIGHTS RESERVED.  
COSPP237-WW-ENG  
7/2024