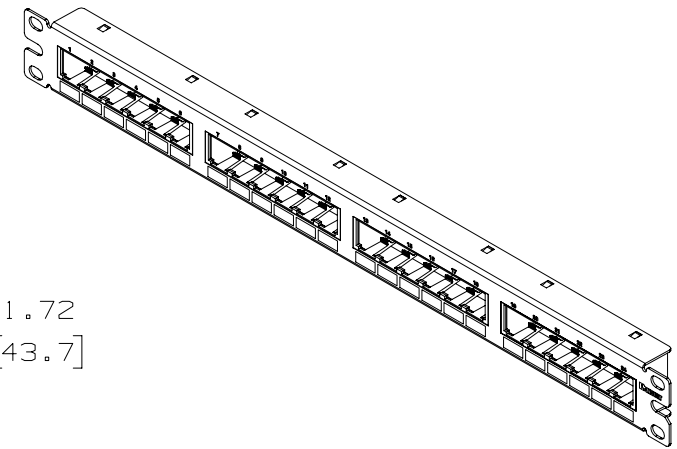
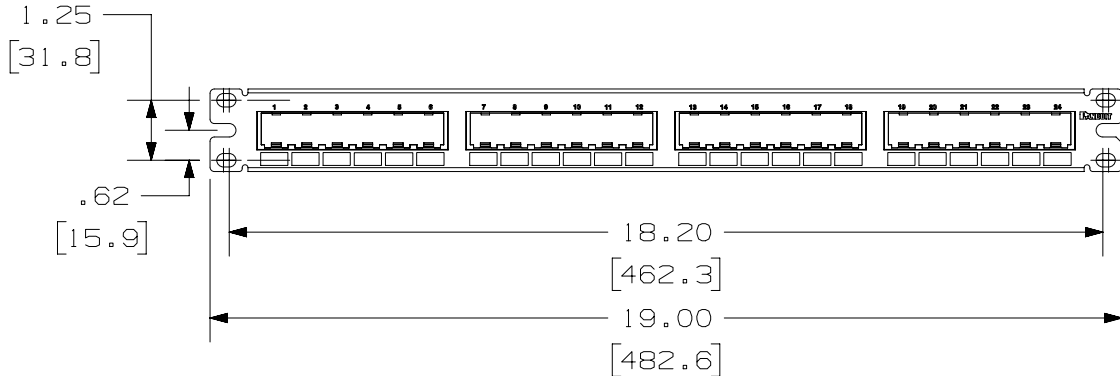
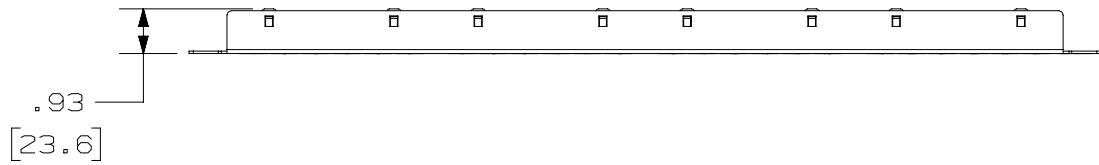


THIS COPY IS PROVIDED ON A RESTRICTED BASIS AND IS NOT TO BE USED IN ANY WAY DETRIMENTAL TO THE INTERESTS OF PANDUIT CORP.

NOTES:

1. VISIT OUR ON-LINE CATALOG AT WWW.PANDUIT.COM FOR A LIST OF CURRENT PARTS APPLICABLE FOR USE WITH THIS PRODUCT.
2. DIMENSIONS IN [ ] ARE METRIC.
3. ALL MATERIALS AND COMPONENTS USED MEET THE MATERIAL RESTRICTIONS OF RoHS (EUROPEAN DIRECTIVE 2011/65/EU ON THE RESTRICTION OF HAZARDOUS SUBSTANCES) AS PROPOSED BY THE RoHS TECHNICAL ADAPTATION COMMITTEE.
4. WEIGHT: 7.84 LB/10 PCS [ 3557.7 g/10 PCS ]
5. PART INCLUDES:
  - (1) -24 PORT STAMPING
  - (4) -6 POSITION FACEPLATE (ASSEMBLED TO PANEL)
  - (1) -SCREW KIT (INCLUDES FOUR #12-24 SCREWS)
6. DIMENSIONS IN [ ] ARE IN METRIC.
7. PARTS ARE RoHS COMPLIANT.



PART NUMBER		CPP24FM6BL		
TITLE		MINI-COM 24 PORT MODULAR FLUSH MOUNT PATCH PANEL, PORTS GROUPED IN 6 (1 RU)		
ITEM REVISION NAME		CUSTOMER DRAWING		
DATASET FILE NAME		M02088CA/00		
MATERIAL		M02088CA_DC/00A		
DRAWING NUMBER		M02088CA-DC		
THIRD ANGLE PROJECTION		SEE NOTE 5		
DRAWN BY	DATE	CHK	SCALE	SIZE
MDJR	10-23-20	JCO	NONE	A
SHEET 1 OF 1				

A-SIZE CUSTOMER

00A	10-23-20	MDJR	JCO	MMR	RELEASED TO PRODUCTION	M02088CA-DC
REV	DATE	BY	CHK	APR	DESCRIPTION	ECN