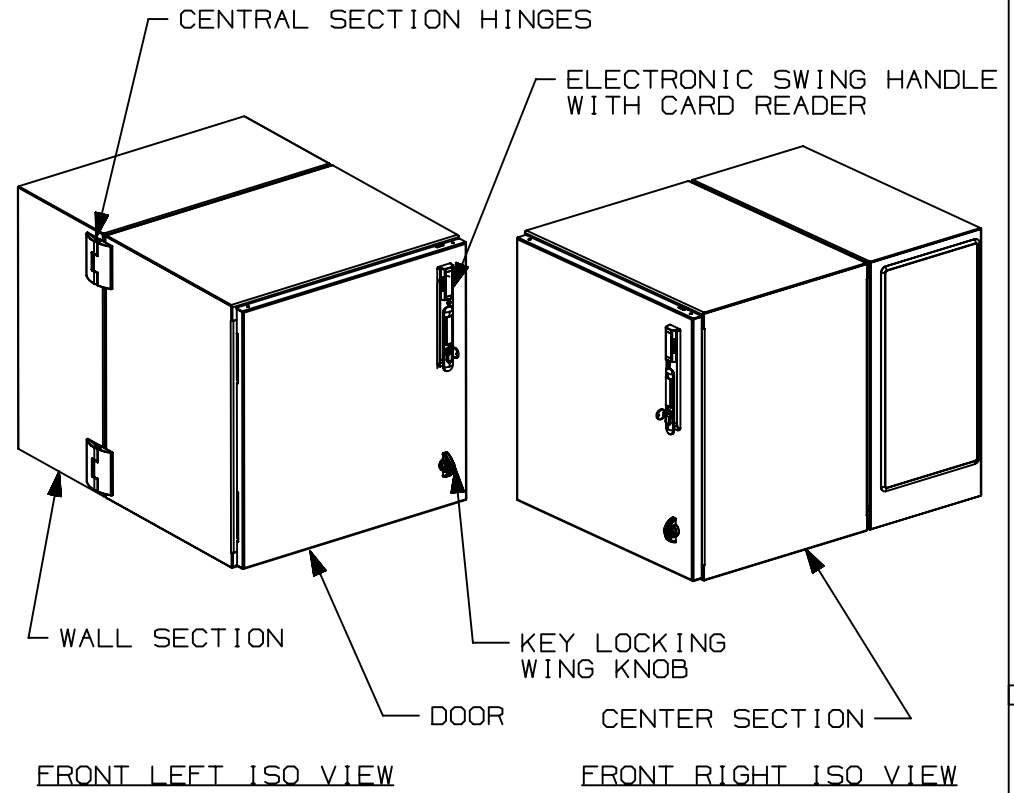


THIS COPY IS PROVIDED ON A RESTRICTED BASIS AND IS NOT TO BE USED IN ANY WAY DETRIMENTAL TO THE INTERESTS OF PANDUIT CORP.

NOTES:

1. VISIT OUR ON-LINE CATALOG AT WWW.PANDUIT.COM FOR A LIST OF CURRENT PARTS APPLICABLE FOR USE WITH THIS PRODUCT AND INSTRUCTION SHEET IA-CD-0004.
2. DIMENSIONS IN PARENTHESES ARE METRIC [mm].
3. CAN BE USED WITH ANY 19" CEA STANDARD PANEL.
4. PARTS SUPPLIED:
 - 12RU DUAL HINGE NEMA 4 AND 12 ENCLOSURE
 - KEY LOCKING WING KNOB.
 - ELECTRONIC SWING HANDLE WITH CARD READER IS INCLUDED PROVIDING ACCESS CONTROL TO THE ENCLOSURE.
PN: ACF05 (HANDLE)
PN: ACF20 (HARNESS)
 - ACCOMMODATIONS FOR AN OPTIONAL AIR CONDITIONER.
 - INSTALLED POWER DISTRIBUTION UNIT
 - INSTALLED FRONT AND REAR CAGE NUT RAILS IN OPTIMIZED POSITIONS FOR EQUIPMENT MOUNTING.
 - INSTALLED FIBER ENCLOSURE (72 FIBER CAPACITY)
 - INSTALLED (2) 48-PORT PATCH PANELS
 - INSTALLED CABLE MANAGEMENT
 - INSTALLED DOOR GROUND WHIPS, EQUIPMENT GROUND WHIPS
 - INSTALLED GROUND BAR
 - INFRASTRUCTURE GROUND CABLE
 - 10" LONG DIN RAIL MOUNTING PROVISION
 - CABLE/FIBER/POWER PENETRATION
5. CENTER HINGED SECTION
MAXIMUM LOAD RATING: 250 LBS [113.4 kg].
6. MAXIMUM EQUIPMENT DEPTH: 22.35" [567.7 mm].
IF NO THIRD CABLE TRUNK IS UTILIZED, 25.64" [651.2 mm] IS AVAILABLE.
7. SEE PAGE 2 FOR A LIST OF PART NUMBERS.




SHIPPING LENGTH	44" (1117.6 mm)
SHIPPING WIDTH	44" (1117.6 mm)
SHIPPING HEIGHT	35" (889 mm)
SHIPPING WEIGHT	184 lbs. (83.5 kg.)
ENCLOSURE WEIGHT	141 lbs. (64 kg.)


TITLE		ZDF242430*** PRECONFIGURED 24" INDUSTRIAL DISTRIBUTION FRAME WITH ACCESS CONTROL	
CUSTOMER DRAWING			
ITEM REVISION NAME		00377EBC/02	
DATASET FILE NAME		00377EBC_DC/02B	
UNLESS OTHERWISE SPECIFIED, DIMENSIONAL TOLERANCES ARE: IN [mm]		PANDUIT MATERIAL: MATERIAL: DOOR: 16 GA. STEEL CENTER AND WALL SECTION: 14 GA. STEEL FINISH: RAL 7035 LIGHT-GRAY, LOW-GLOSS, LIGHTLY TEXTURED POLYESTER POWDER PAINT	
.x ± .1 [2.54] .xxx ± .015 [0.38]		DRAWING NUMBER:	
.xx ± .03 [0.76] ANGLES ± 5 °		00377EBC_DC	
THIRD ANGLE PROJECTION		SHT 1 OF 4	
DRAWN BY	DATE	CHK	SCALE
JBO	1/23/19	SCL	NONE
REV		SIZE	
A		A	

02B	5/6/21	JBO	SCL	KGA	D. REMOVED PART NUMBERS	00377EBC_DC
REV	DATE	BY	CHK	APR	DESCRIPTION	ECN

THIS COPY IS PROVIDED ON A RESTRICTED BASIS AND IS NOT TO BE USED IN ANY WAY DETRIMENTAL TO THE INTERESTS OF PANDUIT CORP.



Front View



Rear View

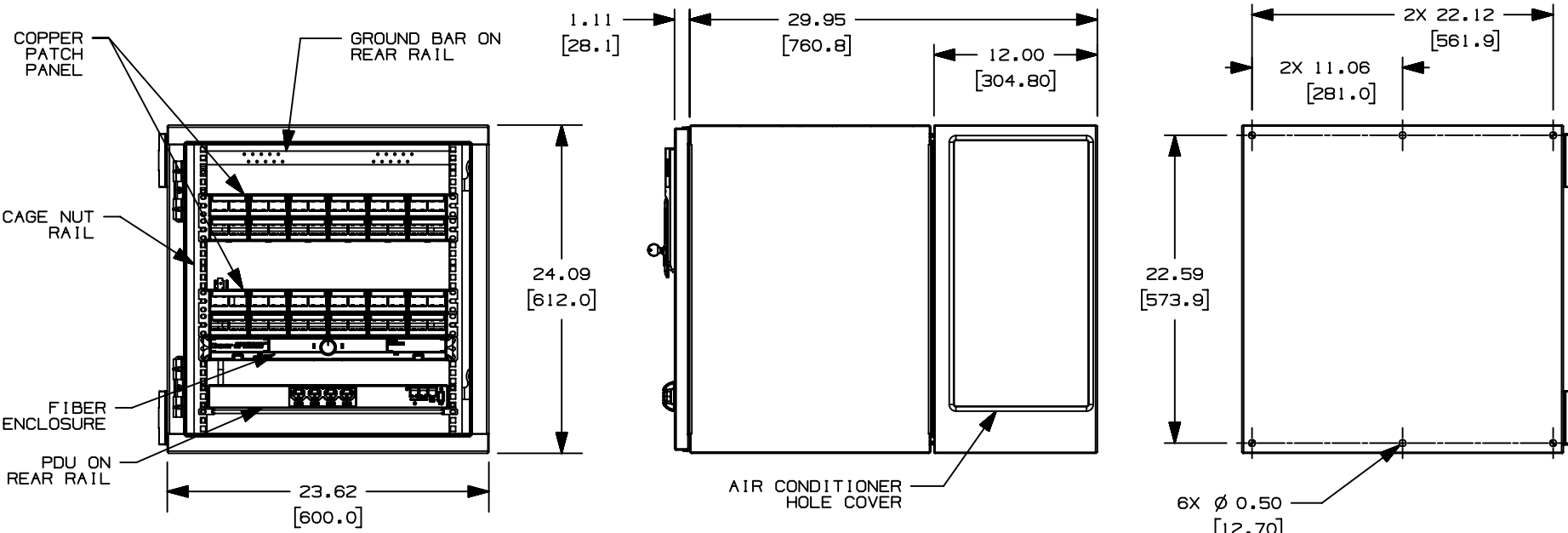
- RU 12 PANDUIT RGRB19CN GROUND BAR
- RU 11 CUSTOMER SWITCH – “B”
- RU 9-10 PANDUIT CPPL48WBLY 48 PORT PATCH PANEL
- RU 8 OPEN
- RU 7 CUSTOMER SWITCH – “A”
- RU 5-6 PANDUIT CPPL48WBLY 48 PORT PATCH PANEL
- RU 4 PANDUIT FRME1U FIBER RACK MOUNT ENCLOSURE
USED FOR PDU MODELS WITH 2RU FORM FACTOR
- RU 3 PANDUIT HORIZONTAL INTELLIGENT PDU
- RU 2 PANDUIT HORIZONTAL INTELLIGENT PDU
- RU 1 OPEN

Part Number	PDU	Handle	Region
ZDF242430DA2	P08D09M	ACF05	NORTH AMERICA

TITLE ZDF242430*** PRECONFIGURED 24" INDUSTRIAL DISTRIBUTION FRAME WITH ACCESS CONTROL CUSTOMER DRAWING				
ITEM REVISION NAME 00377EBC/02				
DATASET FILE NAME 00377EBC_DC/02B				
UNLESS OTHERWISE SPECIFIED, DIMENSIONAL TOLERANCES ARE: IN [mm] .x ± .1 [2.54] .xxx ± .015 [0.38] .xx ± .03 [0.76] ANGLES ± 5 °			MATERIAL: SEE SHEET 1 NOTES	
THIRD ANGLE PROJECTION			DRAWING NUMBER: 00377EBC_DC	
DRAWN BY JBO	DATE 1/23/19	CHK SCL	SCALE NONE	SHT 2 OF 4

REV	DATE	BY	CHK	APR	DESCRIPTION	ECN
02B	5/6/21	JBO	SCL	KGA	SEE SHEET 1 FOR REVISION CONTROL	00377EBC_DC

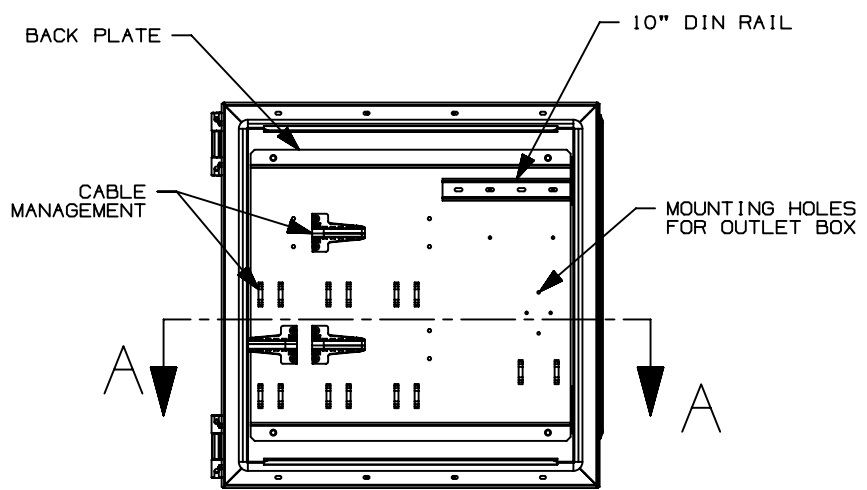
THIS COPY IS PROVIDED ON A RESTRICTED BASIS AND IS NOT TO BE USED IN ANY WAY DETRIMENTAL TO THE INTERESTS OF PANDUIT CORP.



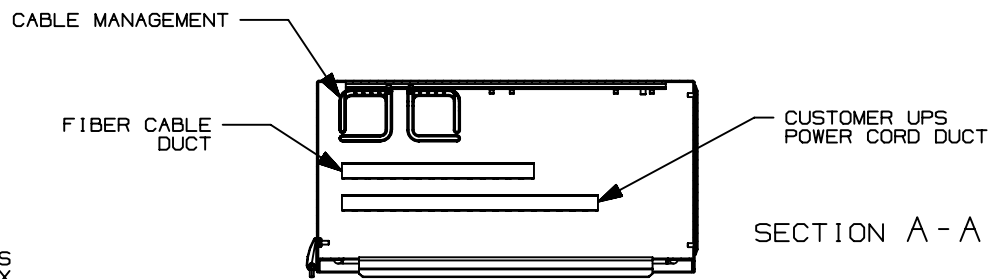
FRONT VIEW
DOOR HIDDEN TO SHOW
INSIDE DETAILS

SIDE VIEW

BACK VIEW



FRONT VIEW
SHOWING BACK PANEL

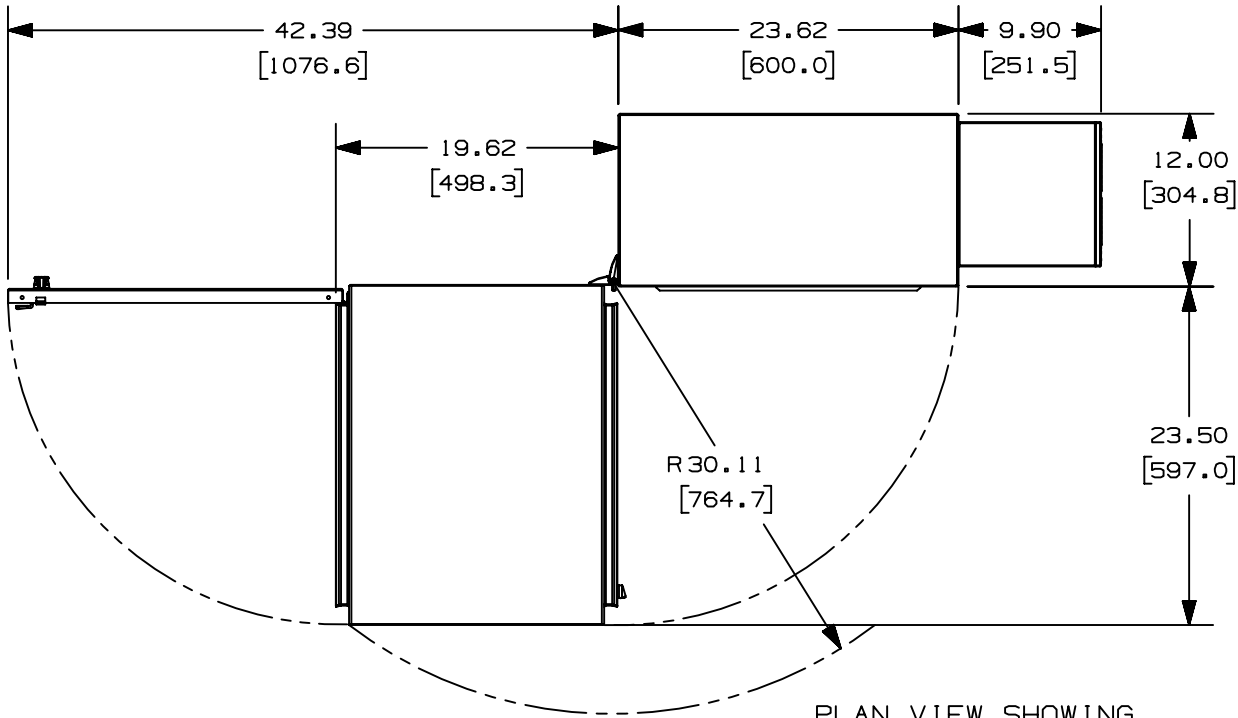


SECTION A - A

TITLE		ZDF242430*** PRECONFIGURED 24" INDUSTRIAL DISTRIBUTION FRAME WITH ACCESS CONTROL	
ITEM REVISION NAME		00377EBC/02	
DATASET FILE NAME		00377EBC_DC/02B	
UNLESS OTHERWISE SPECIFIED, DIMENSIONAL TOLERANCES ARE: IN [mm]		MATERIAL:	
.x ± .1 [2.54]		.xxx ± .015 [0.38]	
.xx ± .03 [0.76]		ANGLES ± 5°	
DRAWING NUMBER:		00377EBC_DC	
DRAWN BY		JBO	
DATE		1/23/19	
CHK		SCL	
SCALE		NONE	
SHT 3 OF 4		A	

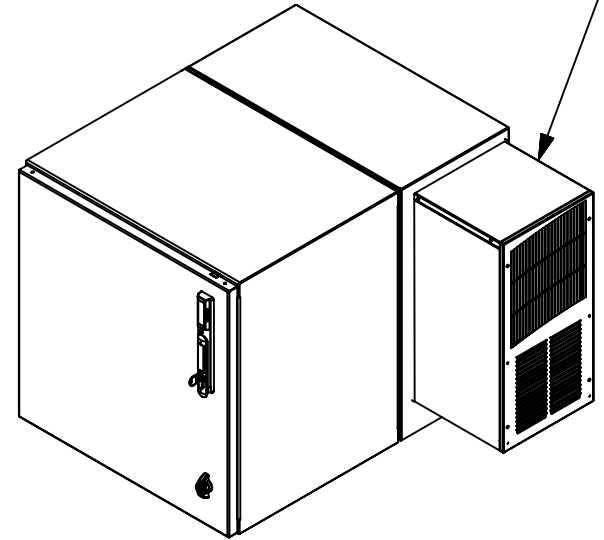
02B	5/6/21	JBO	SCL	KGA	SEE SHEET 1 FOR REVISION CONTROL	00377EBC_DC
REV	DATE	BY	CHK	APR	DESCRIPTION	ECN

THIS COPY IS PROVIDED ON A RESTRICTED BASIS AND IS NOT TO BE USED IN ANY WAY DETRIMENTAL TO THE INTERESTS OF PANDUIT CORP.

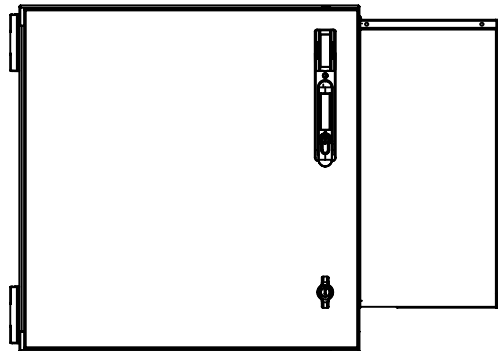


PLAN VIEW SHOWING OPEN ENCLOSURE

OPTIONAL HOFFMAN T20 MODEL AIR CONDITIONER



ISOMETRIC VIEW SHOWING OPTIONAL AIR CONDITIONER



TITLE ZDF242430*** PRECONFIGURED 24" INDUSTRIAL DISTRIBUTION FRAME WITH ACCESS CONTROL CUSTOMER DRAWING									
ITEM REVISION NAME 00377EBC/02									
DATASET FILE NAME 00377EBC_DC/02B									
UNLESS OTHERWISE SPECIFIED, DIMENSIONAL TOLERANCES ARE: IN [mm]									
.x ± .1 [2.54]					.xxx ± .015 [0.38]				
.xx ± .03 [0.76]					ANGLES ± 5°				
THIRD ANGLE PROJECTION									
DRAWING NUMBER: 00377EBC_DC					MATERIAL: SEE SHEET 1 NOTES				
02B 5/6/21 JBO SCL KGA SEE SHEET 1 FOR REVISION CONTROL 00377EBC_DC					DRAWN BY: JBO DATE: 1/23/19 CHK: SCL SCALE: NONE SHT 4 OF 4 SIZE: A				

REV	DATE	BY	CHK	APR	DESCRIPTION	ECN
02B	5/6/21	JBO	SCL	KGA	SEE SHEET 1 FOR REVISION CONTROL	00377EBC_DC