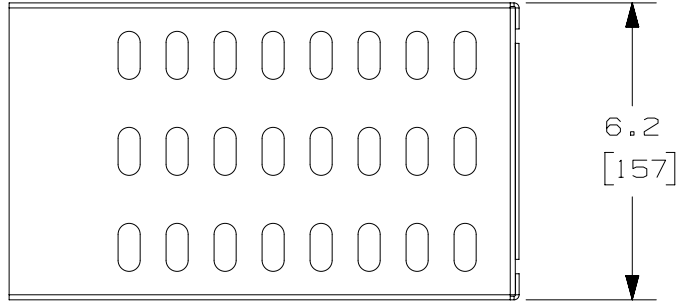
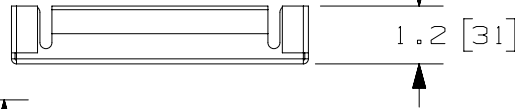
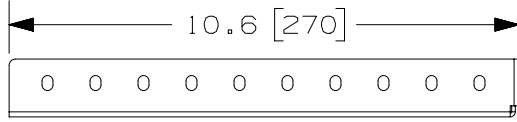


THIS COPY IS PROVIDED ON A RESTRICTED BASIS AND IS NOT TO BE USED IN ANY WAY DETRIMENTAL TO THE INTERESTS OF PANDUIT CORP.

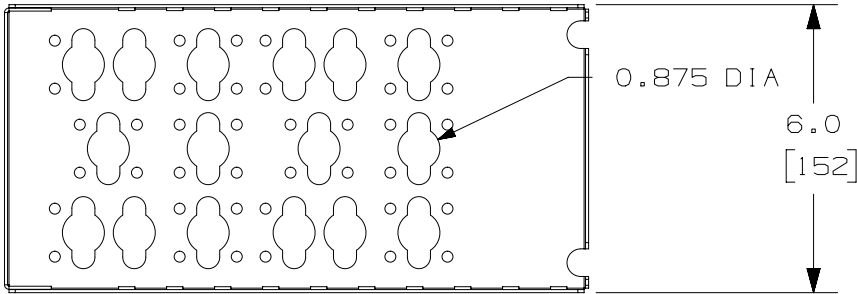
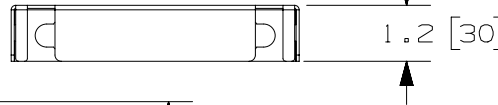
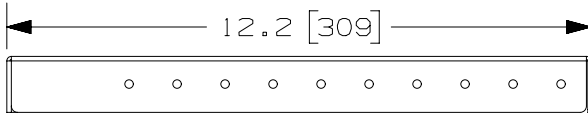


POU MOUNTING BRACKET

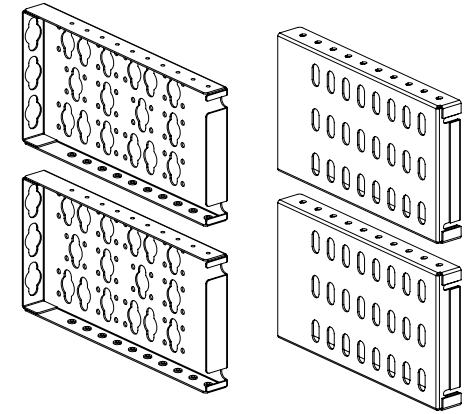
NOTES:

1. VISIT OUR ON-LINE CATALOG AT WWW.PANDUIT.COM FOR A LIST OF CURRENT PARTS APPLICABLE FOR USE WITH THIS PRODUCT.
2. DIMENSIONS IN PARENTHESES ARE METRIC (mm).
3. OVERALL ASSEMBLED MINIMUM LENGTH = 12.4 [315]
OVERALL ASSEMBLED MAXIMUM LENGTH = 20.4 [518]
LENGTH IS ADJUSTABLE IN 1" INCREMENTS
4. PARTS SUPPLIED:
2- POU MOUNTING BRACKET
2- POU MOUNTING BRACKET EXTENSION
3- #12-24 X .500" HEX HEAD BONDING SCREW (PACK OF 4)

PANDUIT PART NO.	WEIGHT
R2PPDUB	6.2 LBS. [3 Kg]
R2PPDUBWH	6.2 LBS. [3 Kg]



POU MOUNTING BRACKET EXTENSION



MODEL FILENAME	V10626HQ/02.PRT
CAD FILENAME/LAYERS	V10626HQ_DC/02A.PRT

PANDUIT CORP. TINLEY PARK, ILLINOIS

R2PPDUB/R2PPDUBWH - POU BRACKET FOR
2 POST RACKS
CUSTOMER DRAWING

REV	DATE	BY	CHK	DESCRIPTION	ECN	R	CUST	SUP	OTH
O2A	2-18-19	BAME	KRKE	ADDED P/N R2PPDUBWH	V10626HQ-DC		JEFK		
O1A	12-3-18	BAME	KRKE	ADDED DIMENSION	V10626HQ-DC		JEFK		
O0A	4-28-11	PM		RELEASED TO PRODUCTION	V10626HQ-DC				

UNLESS OTHERWISE SPECIFIED, DIMENSIONAL TOLERANCES ARE:		UNLESS OTHERWISE SPECIFIED,	
INCHES	[METRIC - MILLIMETER]	ALL DIMENSIONS ARE GIVEN	
X.X +/- 0.03	X. +/- 0.8	IN INCHES, THIRD ANGLE PROJECTION.	
X.XX +/- 0.018	X.X +/- 0.46		
X.XXX +/- 0.007	X.XX +/- 0.18		
ANGLE		SCALE NONE	
		DRAWING NO.	
DRAWN BY PM	MAT'L:	V10626HQ-DC	
DATE 4-28-11	N/A	DWG SIZE A	
CHK'D DPN			