

THIS COPY IS PROVIDED ON A RESTRICTED BASIS AND IS NOT TO BE USED IN ANY WAY DETRIMENTAL TO THE INTERESTS OF PANDUIT CORP.

PANDUIT P/N	WEIGHT
P48G32M-XXYZ	SEE SHEET 2

SPECIFICATION:

- | | |
|----------------------|-------------------------------|
| 1. STANDARD: | MONITORED&SWITCHED PER OUTLET |
| UNIT TYPE: | VERTICAL, 0U |
| ORIENTATION: | (24)C13/C15, (24)C13/C15/C19 |
| OUTLET QTY&TYPE: | 200-240VAC |
| INPUT VOLTAGE: | 30A(24A DERATED) |
| INPUT CURRENT: | (3)20AMP, DOUBLE-POLE,5KA |
| BREAKER QTY&TYPE: | THREE-PHASE,DELTA |
| INPUT PHASE: | 8.6 KVA |
| RATED POWER: | NEMA L15-30P,3P 4W,30A |
| INPUT PLUG: | SEE SHEET 2 PART NUMBER TABLE |
| INPUT POWER CORD: | RoHS COMPLIANT |
| REGULATORY STANDARD: | |

2. ADDITIONAL:

NONE

3. ACCESSORIES:

(1) QUICK-START GUIDE

NOTES:

1. PRIMARY DIMENSIONS ARE IN MILLIMETERS. SECONDARY DIMENSION ARE IN [INCHES] .
2. INSTALLATION SHALL COMPLY WITH ALL APPLICABLE NATIONAL, STATE, AND LOCAL CODES .
3. VISIT OUR ON-LINE CATALOG AT WWW.PANDUIT.COM FOR A CURRENT LIST OF PRODUCTS APPLICABLE FOR USE WITH THIS PART .
4. FOR FULL PRODUCT FUNCTIONALITY REFER TO USER MANUAL .
5. DRAWING VIEWS SHOW THE INPUT CORD IN THE "TOP END FED" CONFIGURATION .

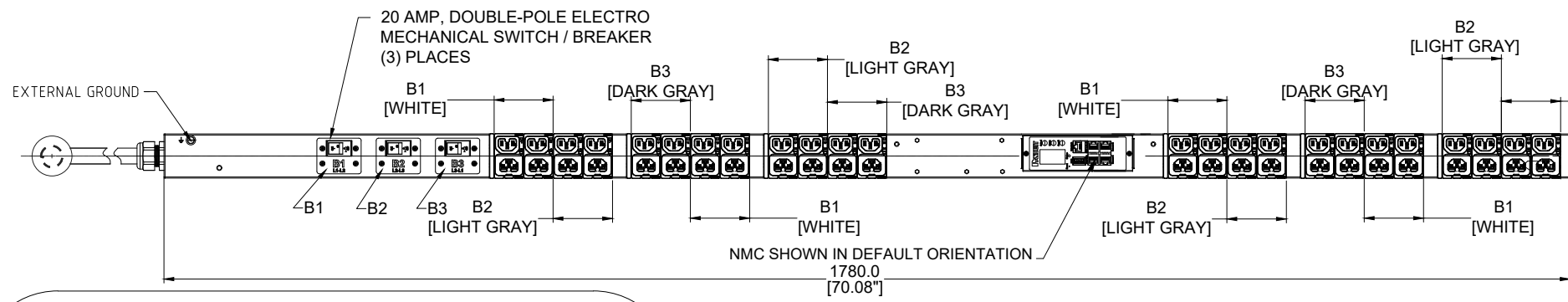
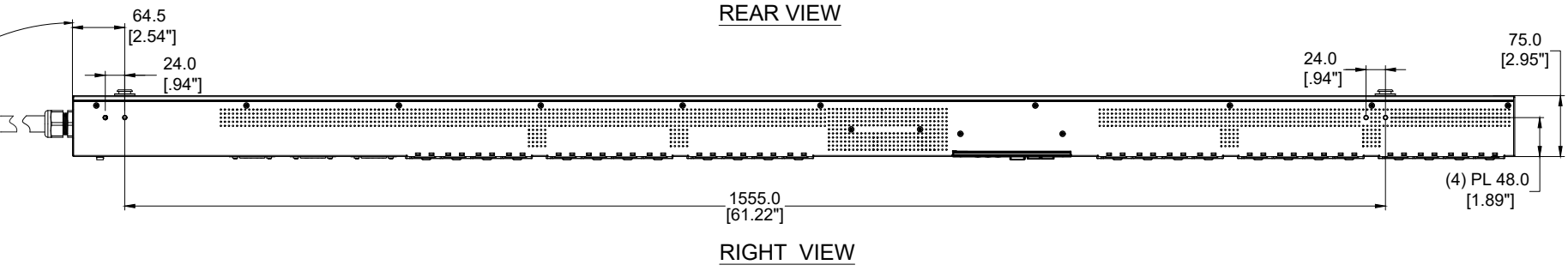
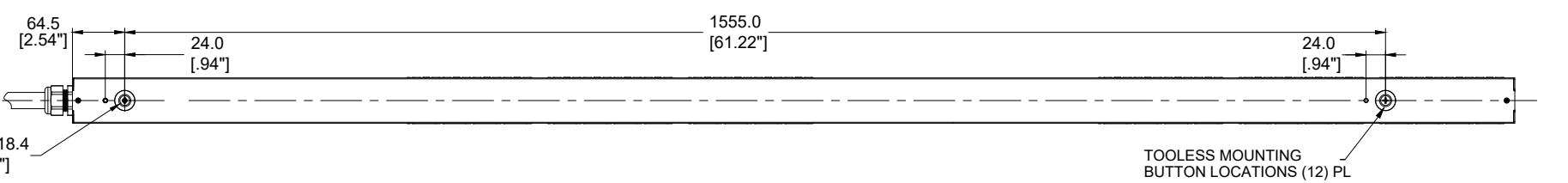
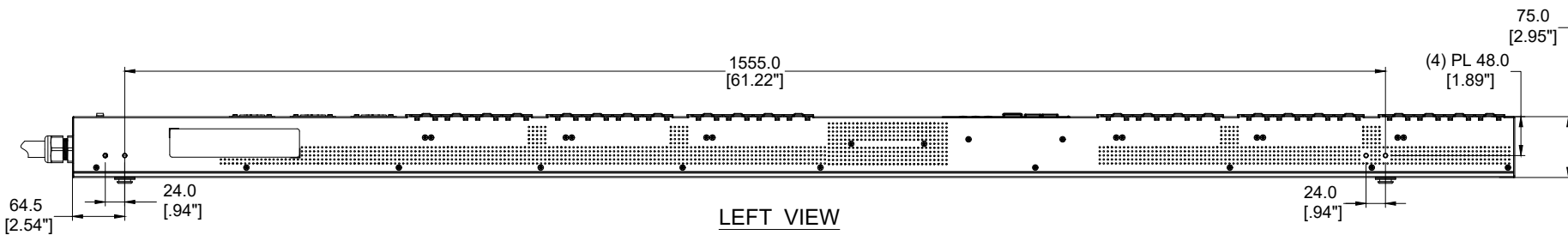
IDENTIFICATION

FOR FINISHED GOOD PART NUMBER & DESCRIPTION TABLE SEE SHEET 2 CONFIGURABLE PART NUMBERS: P48G32M-XX Y Z

XX: FINISHED GOOD COLOR BL=BLACK YL=YELLOW RD=RED BU=BLUE WH=WHITE GN=GREEN	Y: INPUT FEED TYPE 1=TOP-END FED 2=BOTTOM-END FED	Z: INPUT CORD LENGTH A=1 METER B=2 METER C=3 METER
--------------------------------------------------------------------------------------	---------------------------------------------------------	-------------------------------------------------------------

BOTTOM VIEW

56.0 [2.20"]
75.0 [2.95"]



PLUG/RECEPTACLE BLOCK

- PLUG
NEMA L15-30P, 3P 4W
30A, 120/208V MAX RATED INPUT
24A DERATED
- RECEPTACLES
C13/C15 COMBO
10A, 250V MAX RATED OUTPUT
- RECEPTACLES
C13/C15/C19 COMBO
16A, 250V MAX RATED OUTPUT

01A	12/20/2022	LRF	CSH	MJD	INITIAL RELEASE	P48G32M-XXYZ
REV	DATE	BY	CHK	APR	DESCRIPTION	ECN

WE ASK THAT YOU CHECK FULLY THE DIMENSIONS, NOTES, AND SIGN THE CLIENT SIGNATURE BOX. THE JOB WILL NOT PROGRESS WITHOUT SIGNED APPROVAL. PLEASE DO NOT DELAY IN RETURNING PROOF AS IT WILL AFFECT DELIVERY.		SIGN
		DATE
		PRINT
TITLE INTELLIGENT SERIES PDU P48G32M-XXYZ CONTROL DRAWING		
ITEM REVISION NAME:		
DATASHEET FILE NAME:		
UNLESS OTHERWISE SPECIFIED DIMENSIONAL TOLERANCE ARE: mm [IN]		MATERIAL/COLOR: N/A
THIRD ANGLE PROJECTION		DRAWING NUMBER: P48G32M-XXYZ_DC
DRAWN BY LRF	DATE 12/20/2022	SCALE NONE
CHK LJB	SCALE NONE	SHT 1 OF 2
		SCALE B

2

1

2

1

