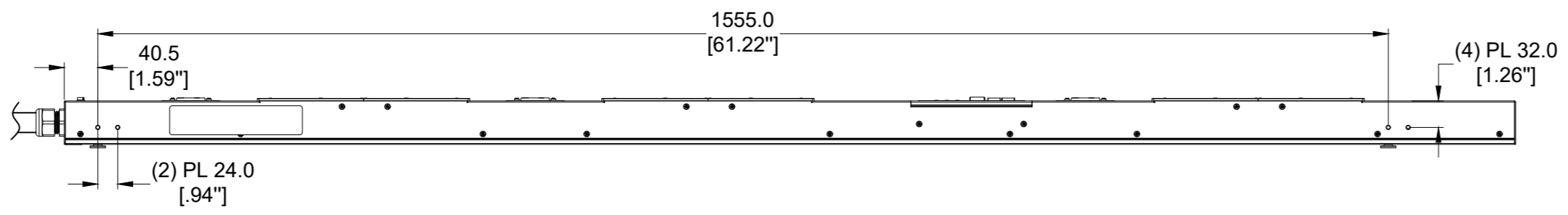
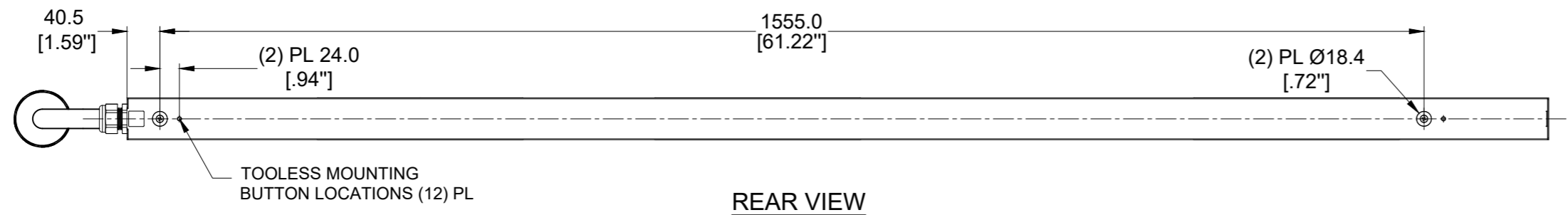


THIS COPY IS PROVIDED ON A RESTRICTED BASIS AND IS NOT TO BE USED IN ANY WAY DETRIMENTAL TO THE INTERESTS OF PANDUIT CORP.

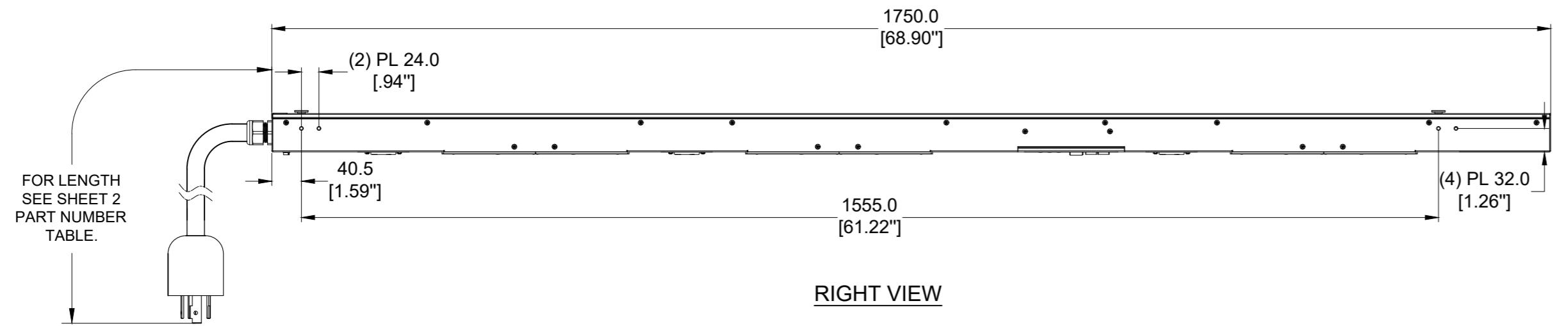
PANDUIT P/N	WEIGHT
P24G02G-XYZ	SEE SHEET 2



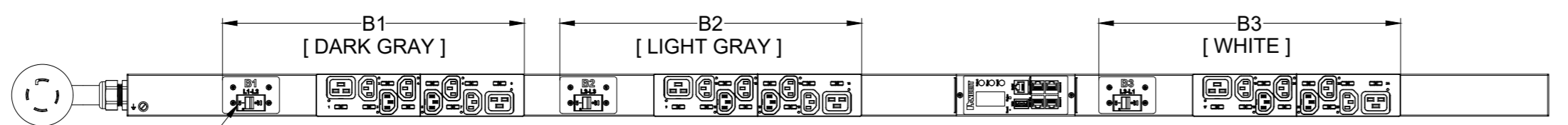
LEFT VIEW



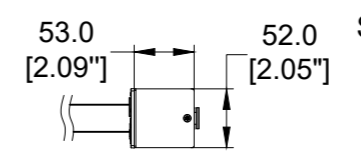
REAR VIEW



RIGHT VIEW



FRONT VIEW



BOTTOM VIEW

SPECIFICATION:

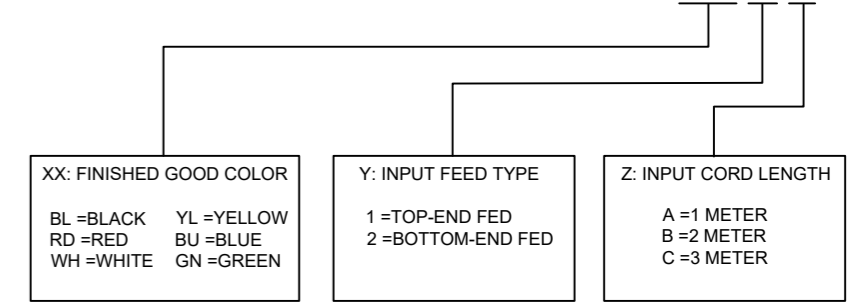
- 1. STANDARD:
 - UNIT TYPE: MONITORED & SWITCHED PER OUTLET
 - ORIENTATION: VERTICAL, 0U FULL
 - OUTLET QTY&TYPE: (18) C13, (6) C19
 - INPUT VOLTAGE: 200-240VAC
 - INPUT CURRENT: 30A (24A DERATED)
 - BREAKER QTY&TYPE: (3) 20AMP, DOUBLE-POLE
 - INPUT PHASE: THREE-PHASE DELTA
 - RATED POWER: 8.6kVA
 - INPUT PLUG: NEMA L15-30P
 - INPUT POWER CORD: SEE SHEET 2 FOR PART NUMBER TABLE
 - REGULATORY STANDARD: RoHS COMPLIANT
- 2. ADDITIONAL:
 - THE G6 CONTROLLER IS NOT BACKWARDS COMPATIBLE WITH ANY LEGACY CONTROLLERS
- 3. ACCESSORIES:
 - DOCUMENTATION KIT
 - PRODUCT SAFETY WARNING SHEET

NOTES:

- 1. PRIMARY DIMENSIONS ARE IN MILLIMETERS. SECONDARY DIMENSION ARE IN [INCHES]
- 2. INSTALLATION SHALL COMPLY WITH ALL APPLICABLE NATIONAL, STATE, AND LOCAL CODES
- 3. VISIT OUR ON-LINE CATALOG AT WWW.PANDUIT.COM FOR A CURRENT LIST OF PRODUCTS APPLICABLE FOR USE WITH THIS PART
- 4. FOR FULL PRODUCT FUNCTIONALITY REFER TO USER MANUAL
- 5. DRAWING VIEWS SHOW THE INPUT CORD IN THE "TOP END FED" CONFIGURATION

IDENTIFICATION

FOR FINISHED GOOD PART NUMBER & DESCRIPTION TABLE SEE SHEET 2 CONFIGURABLE PART NUMBERS: P24G02G-XX Y Z



20 AMP, DOUBLE - POLE ELECTRO MECHANICAL SWITCH / BREAKER (3) PLACES

FOR LENGTH SEE SHEET 2 PART NUMBER TABLE.

PLUG/RECEPTACLE BLOCK

PLUG
NEMA L15-30P, 3P 4W
30A, 250V, 3-PHASE MAX RATED INPUT
24A DERATED

RECEPTACLES
IEC 60320/C19
16A, 250V MAX RATED OUTPUT

RECEPTACLES
IEC 60320/C13
10A, 250V MAX RATED OUTPUT

REV	DATE	BY	CHK	APR	DESCRIPTION	ECN
00A	10/09/2023	LWB	CSH	MJD	INITIAL RELEASE	P24G02G-XYZ

WE ASK THAT YOU CHECK FULLY THE DIMENSIONS, NOTES, AND SIGN THE CLIENT SIGNATURE BOX. THE JOB WILL NOT PROGRESS WITHOUT SIGNED APPROVAL. PLEASE DO NOT DELAY IN RETURNING PROOF AS IT WILL AFFECT DELIVERY.

SIGN _____ DATE _____ PRINT _____

TITLE: INTELLIGENT SERIES PDU
P24G02G-XYZ
CUSTOMER DRAWING

ITEM REVISION NAME: _____

DATASHEET FILE NAME: _____

UNLESS OTHERWISE SPECIFIED DIMENSIONAL TOLERANCE ARE: mm [IN]

Tolerance(mm)	[IN]
0<L<50	±0.5
50<L<250	±1.0
250<L<500	±1.5
500<L<1000	±2.5
1000<L<2000	±4.0

MATERIAL/COLOR: N/A

DRAWING NUMBER: P24G02G-XYZ_DC

THIRD ANGLE PROJECTION

DRAWN BY	DATE	CHK	SCALE
LWB	10/09/2023	SEAN	NONE

SHT 1 OF 2

SCALE: B

2



1

THIS COPY IS PROVIDED ON A RESTRICTED BASIS AND IS NOT TO BE USED IN ANY WAY DETRIMENTAL TO THE INTERESTS OF PANDUIT CORP.

FINISHED GOOD PART NUMBER	FINISHED GOOD DESCRIPTION	COLOR	INPUT CORD LENGTH	WEIGHT
P24G02G	G6 MSPO PDU,30AMP,(18) C13,(6) C19,NEMA L5-30P-3M TOP FED, BLACK	BLACK (RAL 9005)	3M(+254MM-127MM) 10'[+10"/-5"]	9.4kg

B

B



A

A

REV	DATE	BY	CHK	APR	DESCRIPTION	ECN
00A	10/09/2023	LWB	CSH	MJD	INITIAL RELEASE	P24G02G-XXYZ

WE ASK THAT YOU CHECK FULLY THE DIMENSIONS, NOTES, AND SIGN THE CLIENT SIGNATURE BOX. THE JOB WILL NOT PROGRESS WITHOUT SIGNED APPROVAL. PLEASE DO NOT DELAY IN RETURNING PROOF AS IT WILL AFFECT DELIVERY		SIGN
		DATE
		PRINT
TITLE INTELLIGENT SERIES PDU P24G02G-XXYZ CUSTOMER DRAWING		
ITEM REVISION NAME:		
DATASHEET FILE NAME:		
UNLESS OTHERWISE SPECIFIED DIMENSIONAL TOLERANCE ARE: mm [IN]		MATERIAL/COLOR: N/A
THIRD ANGLE PROJECTION Tolerance(mm) 0<l<50 ±0.5 50<l<250 ±1.0 250<l<500 ±1.5 500<l<1000 ±2.5 1000<l<2000 ±4.0		DRAWING NUMBER: P24G02G-XXYZ_DC
DRAWN BY	DATE	SCALE
LWB	10/09/2023	NONE
CHK	SCALE	
SEAN	NONE	
SHT 2 OF 2		SCALE B

2



1