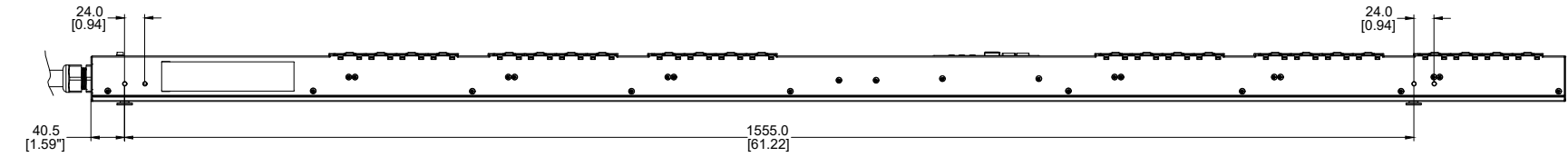



THIS COPY IS PROVIDED ON A RESTRICTED BASIS AND IS NOT TO BE USED IN ANY WAY DETRIMENTAL TO THE INTERESTS OF PANDUIT CORP.

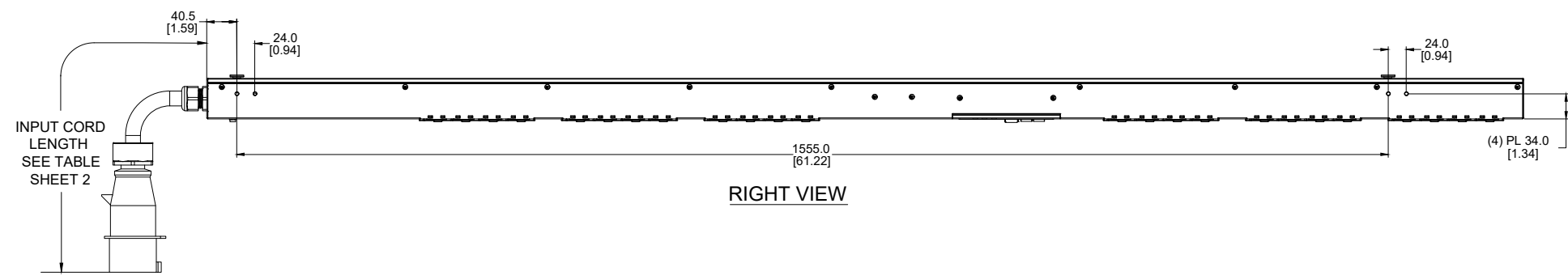
PANDUIT P/N	WEIGHT
SEE SHEET 2	SEE SHEET 2



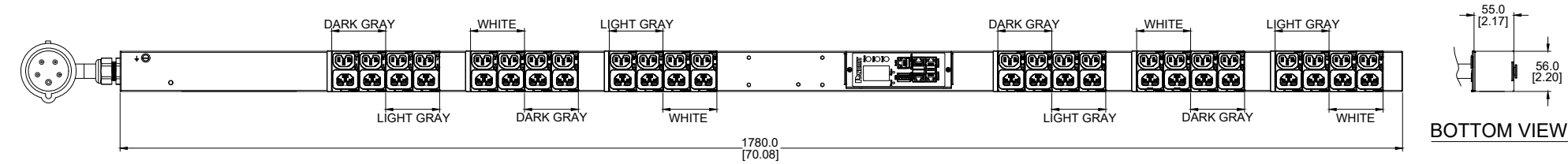
LEFT VIEW



REAR VIEW



RIGHT VIEW



FRONT VIEW

BOTTOM VIEW

SPECIFICATION:

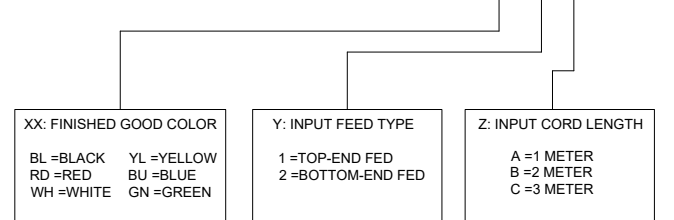
- 1. STANDARD:
 - UNIT TYPE: MONITORED INPUT
 - ORIENTATION: VERTICAL, 0U FULL
 - OUTLET QTY&TYPE: (24)C13/C15,(24)C13/C15/C19
 - INPUT VOLTAGE: 200-240/346-415VAC
 - INPUT CURRENT: 20A (16A DERATED) (NA) /16A(EU)
 - BREAKER QTY&TYPE: N/A
 - INPUT PHASE: THREE-PHASE WYE
 - RATED POWER: 11.5 kVA (NA) / 11kVA (EU)
 - INPUT PLUG: IEC 60309 3P+N+E (IP44)
 - INPUT POWER CORD: SEE SHEET 2 PART NUMBER TABLE
 - REGULATORY STANDARD: RoHS COMPLIANT
- 2. ADDITIONAL:
 - THE G6 CONTROLLER IS NOT BACKWARDS COMPATIBLE WITH ANY LEGACY CONTROLLERS
- 3. ACCESSORIES:
 - DOCUMENTATION KIT
 - PRODUCT SAFETY WARNING SHEET

NOTES:

- PRIMARY DIMENSIONS ARE IN MILLIMETERS. SECONDARY DIMENSION ARE IN [INCHES]
- INSTALLATION SHALL COMPLY WITH ALL APPLICABLE NATIONAL, STATE, AND LOCAL CODES
- VISIT OUR ON-LINE CATALOG AT WWW.PANDUIT.COM FOR A CURRENT LIST OF PRODUCTS APPLICABLE FOR USE WITH THIS PART
- FOR FULL PRODUCT FUNCTIONALITY REFER TO USER MANUAL
- DRAWING VIEWS SHOW THE INPUT CORD IN THE "TOP END FED" CONFIGURATION

IDENTIFICATION

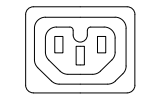
FOR FINISHED GOOD PART NUMBER & DESCRIPTION TABLE SEE SHEET 2 CONFIGURABLE PART NUMBERS: P48D23G-XX Y Z



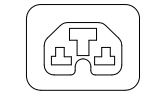
PLUG/RECEPTACLE BLOCK



PLUG
IEC 60309, 4P 5W 6H
IP44 (SPLASHPROOF)
20A(16A DERATED)/16A
346-415V MAX RATED INPUT



RECEPTACLES
C13/C15 COMBO
10A, 250V MAX RATED OUTPUT



RECEPTACLES
C13/C15/C19 COMBO
16A, 250V MAX RATED OUTPUT

REV	DATE	BY	CHK	APR	DESCRIPTION	ECN
00A	11/03/2023	NW	CSH	MJD	INITIAL RELEASE	P48D23G-XXYZ

WE ASK THAT YOU CHECK FULLY THE DIMENSIONS, NOTES, AND SIGN THE CLIENT SIGNATURE BOX. THE JOB WILL NOT PROGRESS WITHOUT SIGNED APPROVAL. PLEASE DO NOT DELAY IN RETURNING PROOF AS IT WILL AFFECT DELIVERY		SIGN
		DATE
		PRINT
TITLE INTELLIGENT SERIES PDU P48D23G-XXYZ CUSTOMER DRAWING		
ITEM REVISION NAME:		PANDUIT
DATASHEET FILE NAME:		
UNLESS OTHERWISE SPECIFIED DIMENSIONAL TOLERANCE ARE: mm [IN]		MATERIAL/COLOR: N/A
Tolerance(mm) 0<L<50 ±0.5 50<L<250 ±1.0 250<L<500 ±1.5 500<L<1000 ±2.5 1000<L<2000 ±4.0		DRAWING NUMBER: P48D23G-XXYZ_DC
THIRD ANGLE PROJECTION	DRAWN BY: NW DATE: 11/03/2023 CHK: CSH SCALE: NONE	SHT 1 OF 2 SCALE: B

2



1

THIS COPY IS PROVIDED ON A RESTRICTED BASIS AND IS NOT TO BE USED IN ANY WAY DETRIMENTAL TO THE INTERESTS OF PANDUIT CORP.

FINISHED GOOD PART NUMBER	FINISHED GOOD DESCRIPTION	COLOR	INPUT CORD LENGTH	WEIGHT
P48D23G	G6 MI PDU, 20AMP, (24) C13/C15 (24) C13/C15/C19, IEC 60309 4P 5W 6H IP44-3M, TOP FED, BLACK	BLACK (RAL 9005)	3M(+254MM-127MM) 10'(+10"/-5")	6.5kg

B

B

A

A

REV	DATE	BY	CHK	APR	DESCRIPTION	ECN
00A	11/03/2023	NW	CSH	MJD	INITIAL RELEASE	P48D23G-XXYZ

WE ASK THAT YOU CHECK FULLY THE DIMENSIONS, NOTES, AND SIGN THE CLIENT SIGNATURE BOX. THE JOB WILL NOT PROGRESS WITHOUT SIGNED APPROVAL. PLEASE DO NOT DELAY IN RETURNING PROOF AS IT WILL AFFECT DELIVERY	SIGN
	DATE
	PRINT
TITLE: INTELLIGENT SERIES PDU P48D23G-XXYZ CONTROL DRAWING	
ITEM REVISION NAME:	
DATASHEET FILE NAME:	
UNLESS OTHERWISE SPECIFIED DIMENSIONAL TOLERANCE ARE: mm [IN]	MATERIAL/COLOR: N/A
THIRD ANGLE PROJECTION	Tolerance(mm) 0<L<50 ±0.5 50<L<250 ±1.0 250<L<500 ±1.5 500<L<1000 ±2.5 1000<L<2000 ±4.0
DRAWN BY: NW DATE: 11/03/2023 CHK: CSH SCALE: NONE	DRAWING NUMBER: P48D23G-XXYZ_DC SHT 2 OF 2 SCALE: B

2



1