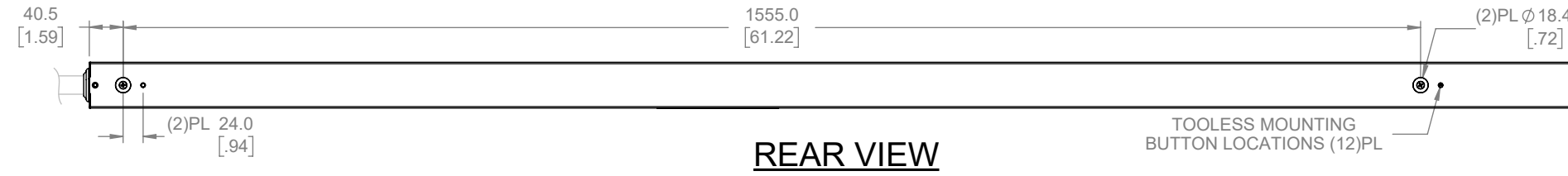
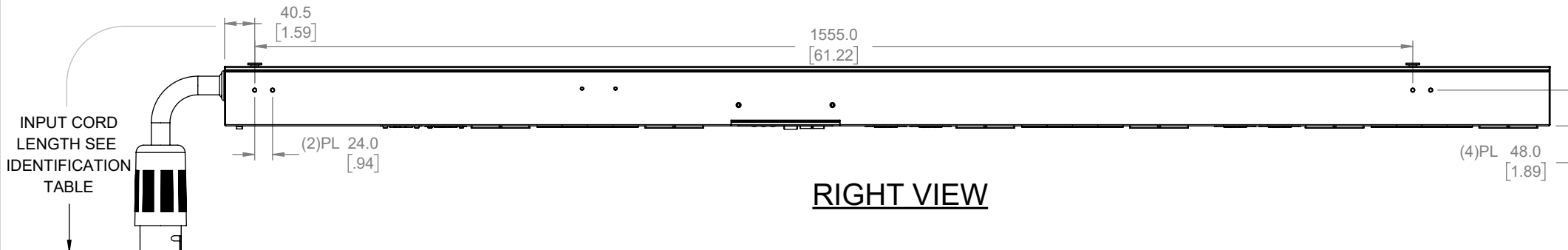


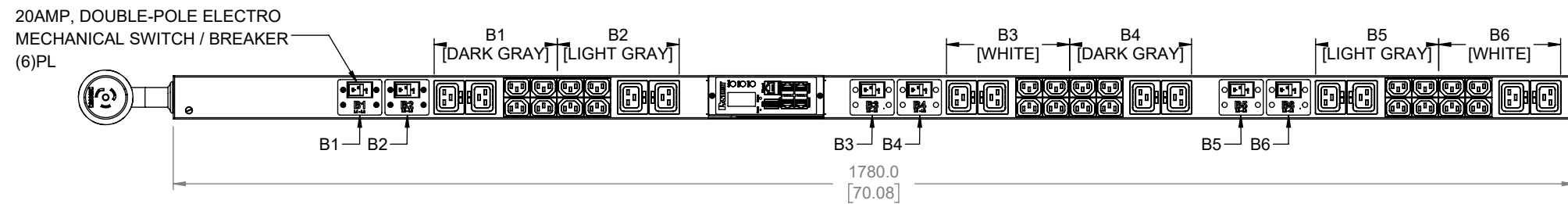
LEFT VIEW



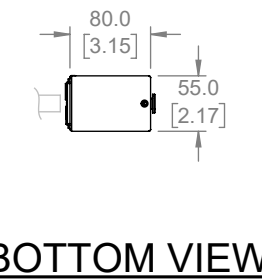
REAR VIEW



RIGHT VIEW



FRONT VIEW



BOTTOM VIEW

SPECIFICATION:

1. STANDARD
- UNIT TYPE: MONITORED INPUT
 - ORIENTATION: VERTICAL, 0U
 - OUTLET QTY & TYPE: (24)C13, (12)C19
 - INPUT VOLTAGE: 200-240VAC
 - INPUT CURRENT: 50A (40A DERATED)
 - BREAKER QTY & TYPE: (6) 20AMP, DOUBLE-POLE, 5kAIC
 - INPUT PHASE: THREE-PHASE (DELTA)
 - RATED POWER: 14.4kVA
 - INPUT PLUG: SEE TABLE SHEET 2
 - INPUT POWER CORD: SEE TABLE SHEET 2
 - REGULATORY STANDARD: RoHS COMPLIANT

2. ADDITIONAL:
- OUTLET CONTROL RELAY: NORMALLY OPEN 80A IN-RUSH

3. ACCESSORIES:
- (1) QUICK-START GUIDE

NOTES:

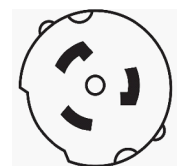
- PRIMARY DIMENSIONS ARE IN MILLIMETERS. SECONDARY DIMENSIONS ARE IN [INCHES]
- INSTALLATION SHALL COMPLY WITH ALL APPLICABLE NATIONAL, STATE, AND LOCAL CODES
- VISIT OUR ON-LINE CATALOG AT WWW.PANDUIT.COM FOR A CURRENT LIST OF PRODUCTS APPLICABLE FOR USE WITH THIS PRODUCT
- FOR FULL PRODUCT FUNCTIONALITY REFER TO USER MANUAL
- DRAWING VIEWS SHOW THE INPUT CORD IN THE "TOP END FED" CONFIGURATION

IDENTIFICATION

FOR FINISHED GOOD PART NUMBER & DESCRIPTION TABLE SEE SHEET 2 CONFIGURABLE PART NUMBERS: P36D30M-XXYZ

XX: FINISHED GOOD COLOR BL = BLACK YL = YELLOW RD = RED BU = BLUE WH = WHITE GN = GREEN	Y: INPUT FEED TYPE 1 = TOP-END FED 2 = BOTTOM-END FED	Z: INPUT CORD LENGTH A = 1 METER B = 2 METER C = 3 METER
--	---	---


PLUG / RECEPTACLE BLOCK



PLUG
CS8365, 3P 4W
50A, 250VAC MAX RATED INPUT
(40A DERATED)



RECEPTACLE
IEC 60320 C13
10A, 250V MAX RATED OUTPUT



RECEPTACLE
IEC 60320 C19
16A, 250V MAX RATED OUTPUT

REV.	DATE	BY	CHK	APR	DESCRIPTION	ECN
02A	02/23/2022	WAC	PJST	MJD	REVISED OUTLET LOAD BANK LAYOUT	P36D30M
01A	02/03/2022	WAC	PJST	MJD	INITIAL DC RELEASE	P36D30M
REVISIONS						

WE ASK THAT YOU CHECK FULLY THE DIMENSIONS, NOTES, AND SIGN THE CLIENT SIGNATURE BOX. THE JOB WILL NOT PROGRESS WITHOUT SIGNED APPROVAL. PLEASE DO NOT DELAY IN RETURNING PROOF AS IT WILL AFFECT DELIVERY.

TITLE: INTELLIGENT SERIES PDU
P36D30M-XXYZ
CUSTOMER DRAWING



BY: WAC	DATE: 01/31/2022	CHK: -	SCALE: NTS	MATERIAL: N/A	DRAWING NUMBER: P36D30M_DC	SHEET 1 OF 2	SIZE: B
---------	------------------	--------	------------	---------------	----------------------------	--------------	---------

THIS COPY IS PROVIDED ON A RESTRICTED BASIS AND IS NOT TO BE USED IN ANY WAY DETRIMENTAL TO THE INTERESTS OF PANDUIT CORP.



FINISHED GOOD PART NUMBER	FINISHED GOOD DESCRIPTION	COLOR	INPUT CORD LENGTH	WEIGHT
P36D30M	MI PDU, 50A (40A DERATED), (24)C13, (12)C19, CS8365 3P+E -3M, TOP FED, BLACK	BLACK (RAL 9005)	3M (+254MM / -127MM) [10'(+10"/-5")]	11.2 kg

B

B

A

A

WE ASK THAT YOU CHECK FULLY THE DIMENSIONS, NOTES, AND SIGN THE CLIENT SIGNATURE BOX. THE JOB WILL NOT PROGRESS WITHOUT SIGNED APPROVAL. PLEASE DO NOT DELAY IN RETURNING PROOF AS IT WILL AFFECT DELIVERY.

SIGN	
DATE	
PRINT	

TITLE
INTELLIGENT SERIES PDU
P36D30M-XXYZ
 CUSTOMER DRAWING

ITEM REVISION NAME
 DATASET FILE NAME

UNLESS OTHERWISE SPECIFIED, DIMENSIONAL TOLERANCES ARE: m m [IN]

Tolerance (mm)	
0<L≤50	±0.5
50<L≤250	±1.0
250<L≤500	±1.5
500<L≤1000	±2.5
1000<L≤2000	±4.0

MATERIAL: **N/A**

DRAWING NUMBER: **P36D30M_DC**

BY: WAC DATE: 01/31/2022 CHK: - SCALE: NTS SHEET 2 OF 2 SIZE: B

REV.	DATE	BY	CHK	APR	DESCRIPTION	ECN
02A	02/23/2022	WAC	PJST	MJD	REVISED OUTLET LOAD BANK LAYOUT	P36D30M
01A	02/03/2022	WAC	PJST	MJD	INITIAL DC RELEASE	P36D30M
REVISIONS						