THIS COPY IS PROVIDED ON A RESTRICTED BASIS AND IS NOT TO BE USED IN ANY WAY DETRIMENTAL TO THE INTERESTS OF PANDUIT CORP.

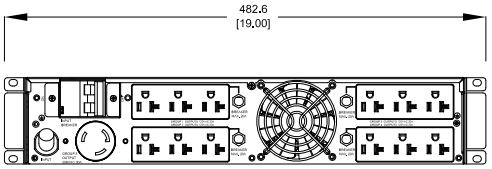

VIEW ROTATED 180°



FRONT FACEPLATE REMOVED

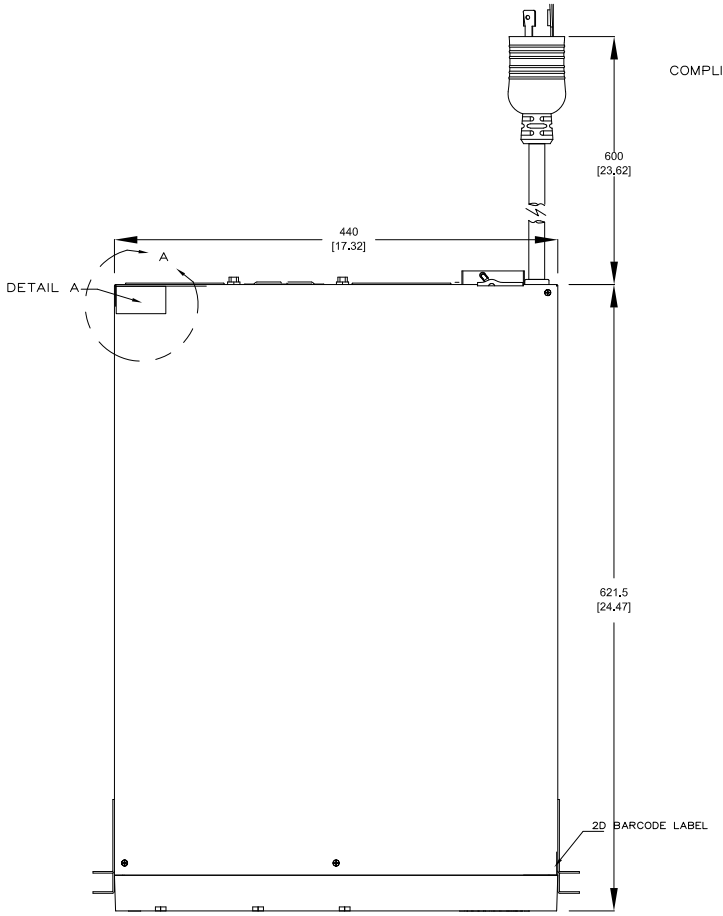

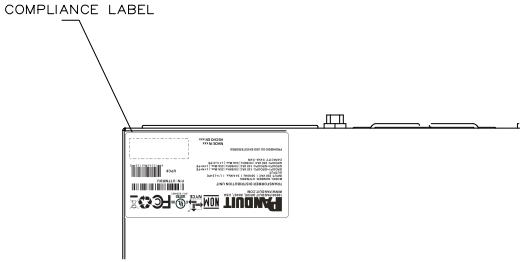

DETAIL A
SCALE 1:2

SPECIFICATION:

1. STANDARD:

TRANSFORMER TOPOLOGY:	RING ISOLATING TRANSFORMER
KVA:	5
INPUT PLUG:	NEMA L6-30P
NOMINAL INPUT VOLTAGE:	208VAC
INPUT PHASE:	SINGLE
OUTPUT PHASE:	SINGLE
NOMINAL OUTPUT VOLTAGE (GROUPS 1-4):	120VAC
OUTLET TYPE AND QTY (GROUP 1-4):	5-20R(12)
NOMINAL OUTPUT VOLTAGE (GROUP 5):	208VAC
OUTLET TYPE AND QTY (GROUP 5):	L6-30R(1)
INPUT BREAKER TYPE:	25A MCB(1)
OUTPUT BREAKER TYPE:	20A PUSH BUTTON(4)

2. ADDITIONAL:
   NONE
3. ACCESSORY COMPONENTS:
   STABILIZER BRACKET, QTY:(4)
   INSTALLATION EARS, QTY:(2)
   PRODUCT SAFETY WARNING SHEET, QTY:(1)
   INCLUDES P/N:URMKIT2 INSTALLATION RAIL KIT, QTY:(1)
   DOCUMENTATION KIT, QTY(1) – TO BE PLACED ON TOP OF ALL PACKAGING MATERIAL REFER TO ASSOCIATED DRAWINGS FOR PHYSICAL DIMENSIONS AND SPECIFICATIONS

NOTES:
1. PRIMARY DIMENSIONS ARE IN MILLIMETERS. SECONDARY DIMENSIONS ARE IN INCHES
2. INSTALLATION SHALL COMPLY WITH ALL APPLICABLE NATIONAL, STATE, AND LOCAL CODES
3. VISIT OUR ON-LINE CATALOG AT WWW.PANDUIT.COM FOR A CURRENT LIST OF PRODUCTS APPLICABLE FOR USE WITH THIS PRODUCT.
4. ALL PURCHASED ITEMS CONFORM TO C2-0834 PANDUIT SPECIFICATION FOR CHEMICAL SUBSTANCES TO BE CONTROLLED IN PRODUCT AND PACKAGING

IDENTIFICATION:

PART NUMBER	DESCRIPTION	SHIPPING WEIGHT (KG)
UTFMRDU	TRANSFORMER DISTRIBUTION UNIT, 5kVA, 2U, 208V/120V, SINGLE PHASE	53

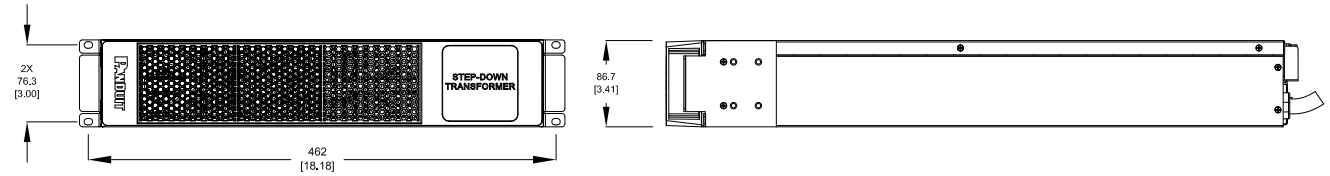

REV	DATE	BY	CHK	APR	DESCRIPTION	ECN
00B	05/17/2024	HQ	WZH	GLM/CANN	A.UPDATED UL NUMBER E524081	UTFMRDU
00A	05/12/2023	HQ	WZH	GLM/CANN	RELEASE TO PRODUCTION	UTFMRDU

WE ASK THAT YOU CHECK FULLY THE DRAWING(S) NOTE TO, AND SIGN THE CLIENT SIGNATURE BOX.
THE JOB WILL NOT PROGRESS WITHOUT SIGNED APPROVAL. PLEASE DO NOT DELAY PRODUCTION PROD AS IT WILL AFFECT DELIVERY.

SIGN
DATE
PRINT

TITLE: TRANSFORMER DISTRIBUTION UNIT UTFMRDU
CUSTOMER DRAWING

NEW REVISION NAME: UTFMRDU/00
DATABASE FILE NAME: UTFMRDU-DC/00B

UNLESS OTHERWISE SPECIFIED, DIMENSIONAL TOLERANCES ARE: MM [IN]

THIRD ANGLE PROJECTION

MATERIAL: N/A

DRAWING NUMBER: UTFMRDU-DC

DRAWN BY: | DATE: 01/04/2023 | CHK: MJD | SCALE: VARIOUS | SHT 1 OF 2 | REV: D

D1010D05/18

THIS COPY IS PROVIDED ON A RESTRICTED BASIS AND IS NOT TO BE USED IN ANY WAY DETRIMENTAL TO THE INTERESTS OF PANDUIT CORP.

PANDUIT

18900 PANDUIT DRIVE, 60487, USA
WWW.PANDUIT.COM

NOM NYCE

UL LISTED 61IJ E524081

TRANSFORMER DISTRIBUTION UNIT

MODEL NUMBER: UTFMRDU
INPUT: 208 VAC I 50/60Hz I 24 A Max. I L1+L2+PE
OUTPUT:
GROUP1+GROUP2: 120 VAC | 50/60Hz | 25A Max. | L+N+PE
GROUP3+GROUP4: 120 VAC | 50/60Hz | 25A Max. | L+N+PE
GROUP5: 208 VAC | 50/60Hz | 24A Max. | L1+L2+PE
CAPACITY: 5 kVA - 5 kW

P/N: UTFMRDU

UPC# 6 13056 86128 2

PROHIBIDO SU USO EN EXTERIORES

MADE IN xxx
HECHO EN xxx

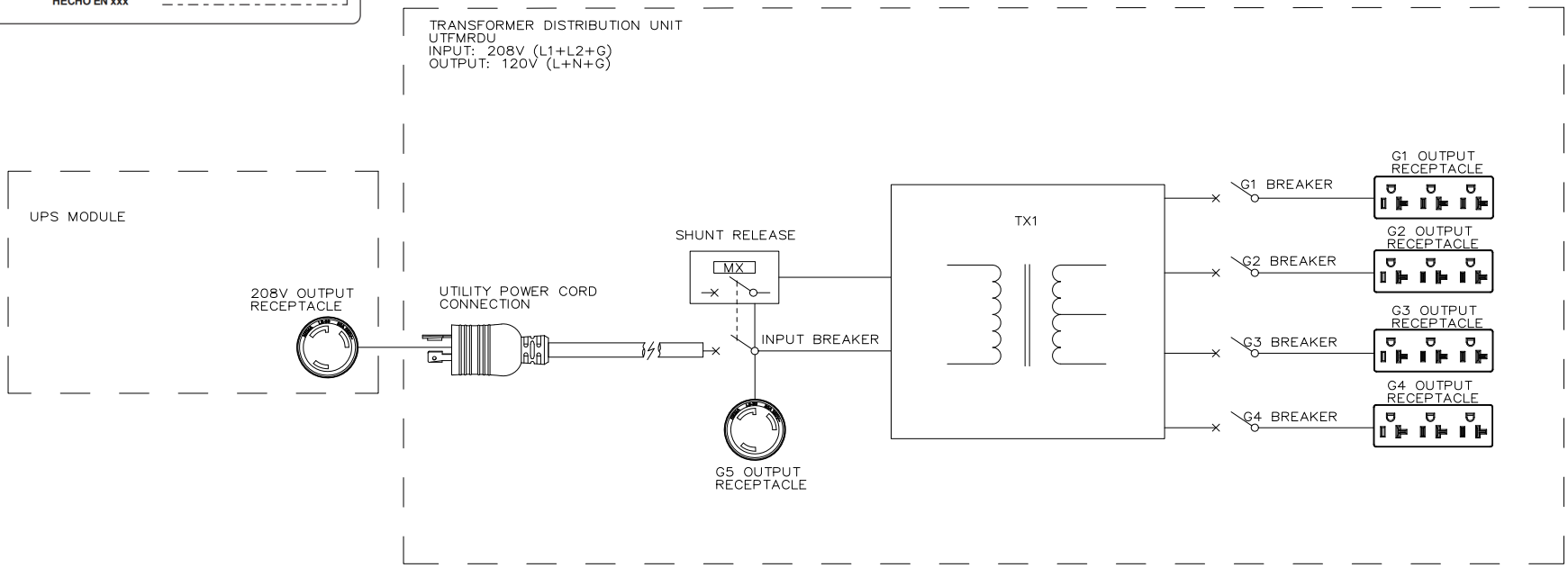

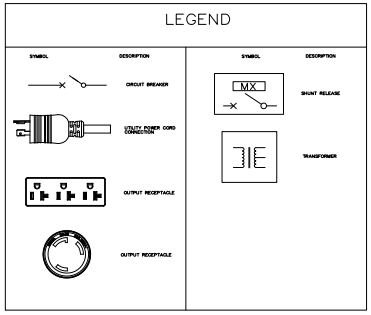

REV	DATE	BY	CHK	APR	DESCRIPTION	ECN
00B	05/17/2024	HQ	WZH	GLM/CANN	A UPDATED UL NUMBER E524081	UTFMRDU
00A	05/12/2023	HQ	WZH	GLM/CANN	RELEASE TO PRODUCTION	UTFMRDU

WE ASK THAT YOU CHECK FULLY THE DRAWING, NOTE YES, AND SIGN THE CLIENT SIGNATURE BOX.
THE JOB WILL NOT PROGRESS WITHOUT SIGNED APPROVAL. PLEASE DO NOT DELAY RETURNING PROOF AS IT WILL AFFECT DELIVERY.

SIGN
DATE
PRINT

TITLE: TRANSFORMER DISTRIBUTION UNIT UTFMRDU
CUSTOMER DRAWING

NEW REVISION NAME: UTFMRDU/00
SYSTEM FILE NAME: UTFMRDU-DC/00B

UNLESS OTHERWISE SPECIFIED, DIMENSIONAL TOLERANCES ARE: MM [IN]

THIRD ANGLE PROJECTION

MATERIAL: N/A

DRAWN BY: | DATE: 01/04/2023 | CHK: MJD | SCALE: VARIOUS

DRAWING NUMBER: UTFMRDU -DC

SHT 2 OF 2 | REV: D

D101C0050/18