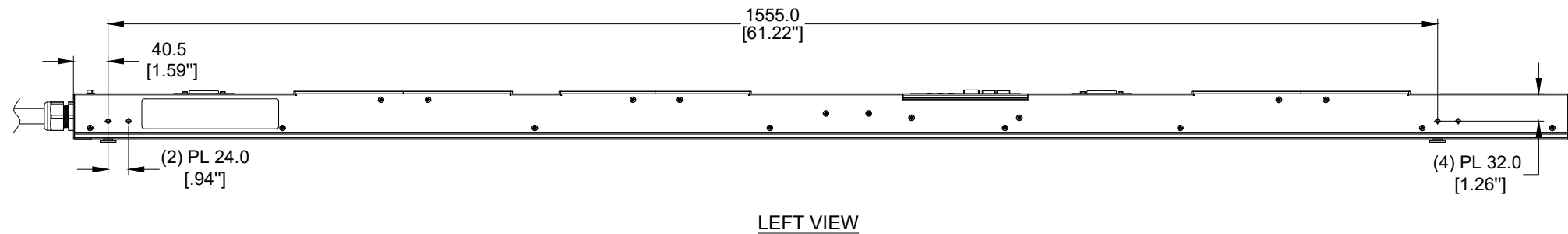
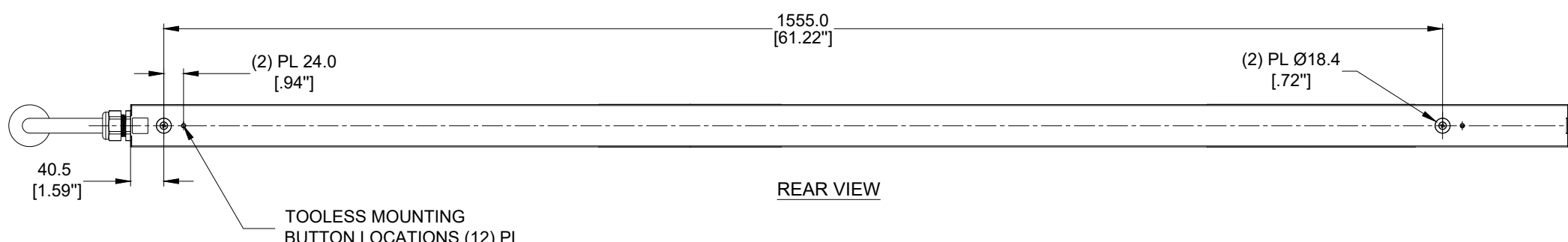


THIS COPY IS PROVIDED ON A RESTRICTED BASIS AND IS NOT TO BE USED IN ANY WAY DETRIMENTAL TO THE INTERESTS OF PANDUIT CORP.

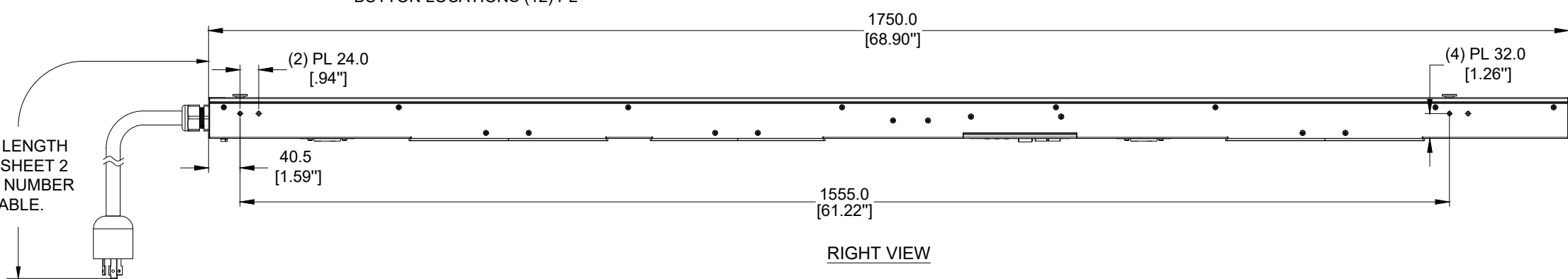
PANDUIT P/N	WEIGHT
SEE SHEET 2	SEE SHEET 2



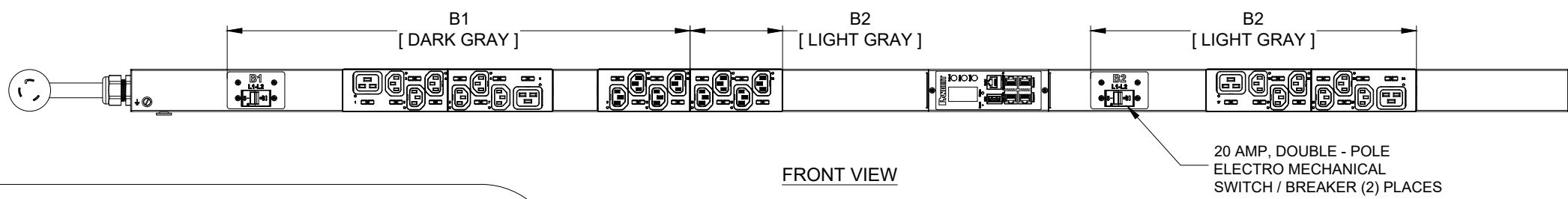
LEFT VIEW



REAR VIEW



RIGHT VIEW



FRONT VIEW

SPECIFICATION:

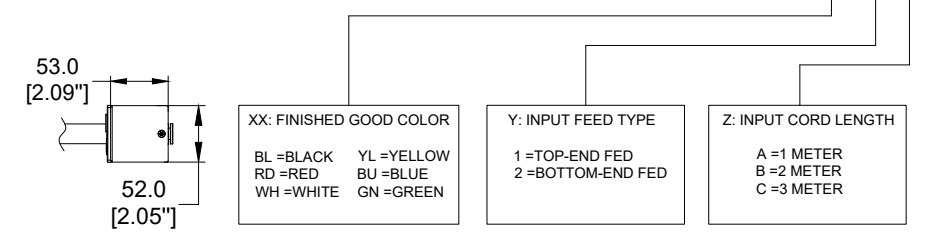
- 1. STANDARD:**
- UNIT TYPE: MONITORED & SWITCHED PER OUTLET
 - ORIENTATION: VERTICAL, 0U FULL
 - OUTLET QTY&TYPE: (20) C13, (4) C19
 - INPUT VOLTAGE: 200-240VAC
 - INPUT CURRENT: 30A (24A DERATED)
 - BREAKER QTY&TYPE: (2) 20AMP, DOUBLE-POLE
 - INPUT PHASE: SINGLE-PHASE
 - RATED POWER: 5.0kVA
 - INPUT PLUG: NEMA L6-30P
 - INPUT POWER CORD: SEE SHEET 2 FOR PART NUMBER TABLE
 - REGULATORY STANDARD: RoHS COMPLIANT
- 2. ADDITIONAL:**
- THE G6 CONTROLLER IS NOT BACKWARDS COMPATIBLE WITH ANY LEGACY CONTROLLERS
- 3. ACCESSORIES:**
- DOCUMENTATION KIT
 - PRODUCT SAFETY WARNING SHEET

NOTES:

- PRIMARY DIMENSIONS ARE IN MILLIMETERS. SECONDARY DIMENSION ARE IN [INCHES] .
- INSTALLATION SHALL COMPLY WITH ALL APPLICABLE NATIONAL, STATE, AND LOCAL CODES .
- VISIT OUR ON-LINE CATALOG AT WWW.PANDUIT.COM FOR A CURRENT LIST OF PRODUCTS APPLICABLE FOR USE WITH THIS PART .
- FOR FULL PRODUCT FUNCTIONALITY REFER TO USER MANUAL .
- DRAWING VIEWS SHOW THE INPUT CORD IN THE "TOP END FED" CONFIGURATION

IDENTIFICATION

FOR FINISHED GOOD PART NUMBER & DESCRIPTION TABLE SEE SHEET 2 CONFIGURABLE PART NUMBERS: **P24G01G-XX Y Z**



BOTTOM VIEW

PLUG/RECEPTACLE BLOCK

PLUG
NEMA L6-30P, 2P 3W
30A, 250V MAX RATED INPUT
24A DERATED

RECEPTACLES
IEC 60320/C19
16A, 250V MAX RATED OUTPUT

RECEPTACLES
IEC 60320/C13
10A, 250V MAX RATED OUTPUT

00A	09/21/2023	NW	CSH	MJD	INITIAL RELEASE	P24G01G-XXYZ
REV	DATE	BY	CHK	APR	DESCRIPTION	ECN

WE ASK THAT YOU CHECK FULLY THE DIMENSIONS, NOTES, AND SIGN THE CLIENT SIGNATURE BOX. THE JOB WILL NOT PROGRESS WITHOUT SIGNED APPROVAL. PLEASE DO NOT DELAY IN RETURNING PROOF AS IT WILL AFFECT DELIVERY

TITLE: INTELLIGENT SERIES PDU
P24G01G-XXYZ
CUSTOMER DRAWING

ITEM REVISION NAME:

DATASHEET FILE NAME:

UNLESS OTHERWISE SPECIFIED DIMENSIONAL TOLERANCE ARE: mm [IN]

Tolerance(mm)

0<L<50	±0.5
50<L<250	±1.0
250<L<500	±1.5
500<L<1000	±2.5
1000<L<2000	±4.0

MATERIAL/COLOR: N/A

DRAWING NUMBER: P24G01G-XXYZ_DC

SCALE: SHT 1 OF 2

SCALE: B

DATE: 08/30/2023

CHK: CSH

SCALE: NONE

2



1

THIS COPY IS PROVIDED ON A RESTRICTED BASIS AND IS NOT TO BE USED IN ANY WAY DETRIMENTAL TO THE INTERESTS OF PANDUIT CORP.

FINISHED GOOD PART NUMBER	FINISHED GOOD DESCRIPTION	COLOR	INPUT CORD LENGTH	WEIGHT
P24G01G	G6 MSPO PDU, 30AMP, (20) C13 (4) C19, NEMA L6-30P-3M, TOP FED, BLACK	BLACK(RAL 9005)	3M(+254MM/-127MM) 10'[+10/-5"]	10.1kg

B

B

A

A

REV	DATE	BY	CHK	APR	DESCRIPTION	ECN
00A	09/21/2023	NW	CSH	MJD	INITIAL RELEASE	P24G01G-XXYZ

WE ASK THAT YOU CHECK FULLY THE DIMENSIONS, NOTES, AND SIGN THE CLIENT SIGNATURE BOX. THE JOB WILL NOT PROGRESS WITHOUT SIGNED APPROVAL. PLEASE DO NOT DELAY IN RETURNING PROOF AS IT WILL AFFECT DELIVERY	SIGN	
	DATE	
	PRINT	
TITLE		INTELLIGENT SERIES PDU P24G01G-XXYZ CUSTOMER DRAWING
ITEM REVISION NAME:		
DATASHEET FILE NAME:		
UNLESS OTHERWISE SPECIFIED DIMENSIONAL TOLERANCE ARE: mm [IN]		PANDUIT MATERIAL/COLOR: N/A
THIRD ANGLE PROJECTION		
Tolerance(mm) 0<L<50 ±0.5 50<L<250 ±1.0 250<L<500 ±1.5 500<L<1000 ±2.5 1000<L<2000 ±4.0		DRAWING NUMBER: P24G01G-XXYZ_DC
DRAWN BY	DATE	SCALE
NW	08/30/2023	NONE
CHK		SCALE
CSH		B
SHT 2 OF 2		

2



1