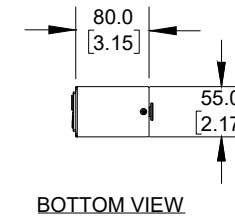
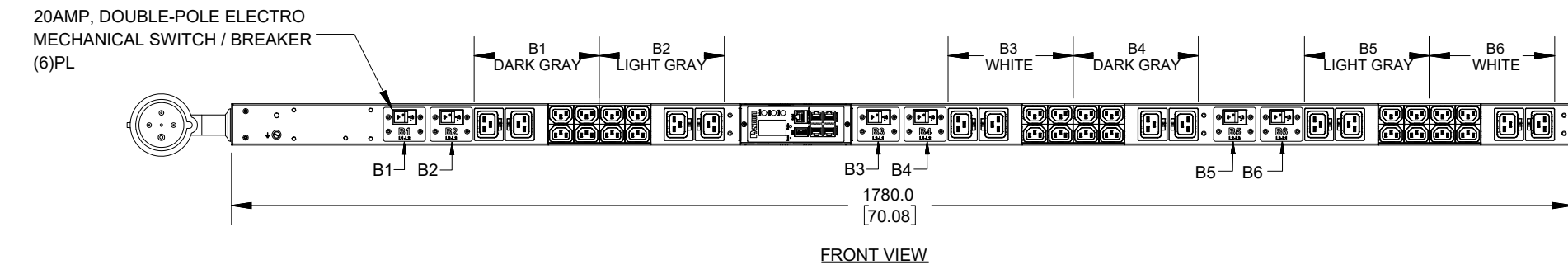
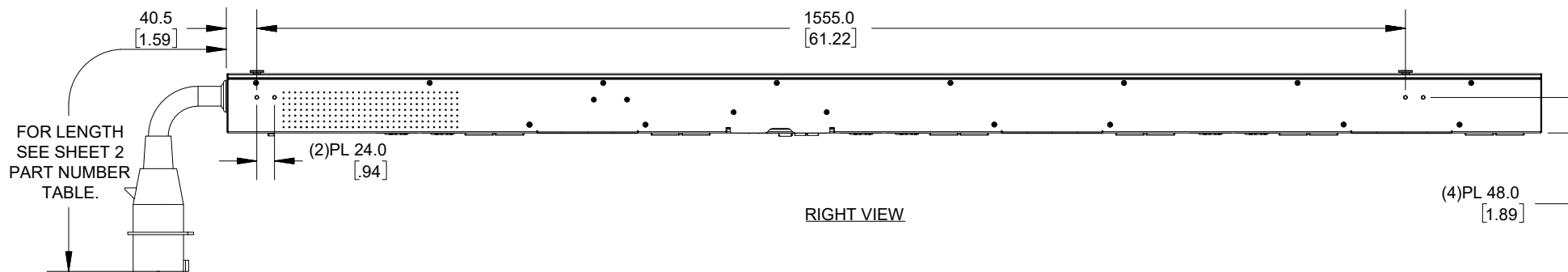
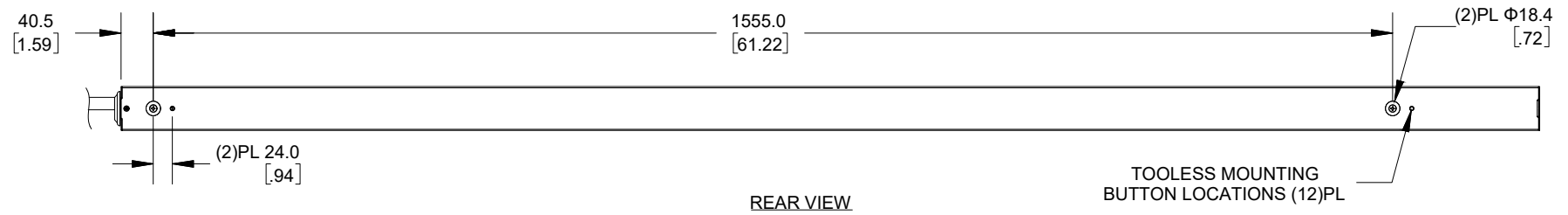
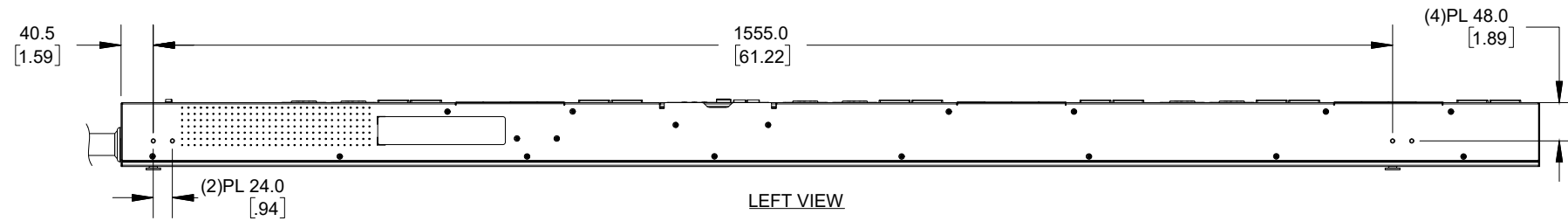


THIS COPY IS PROVIDED ON A RESTRICTED BASIS AND IS NOT TO BE USED IN ANY WAY DETRIMENTAL TO THE INTERESTS OF PANDUIT CORP.

|             |             |
|-------------|-------------|
| PANDUIT P/N | WEIGHT      |
| SEE SHEET 2 | SEE SHEET 2 |



**SPECIFICATION:**

1. STANDARD:
- UNIT TYPE: MONITORED INPUT
  - ORIENTATION: VERTICAL, 0U FULL
  - OUTLET QTY&TYPE: (24)C13, (12)C19
  - INPUT VOLTAGE: 200-240VAC
  - INPUT CURRENT: 60A (48A DERATED)
  - BREAKER QTY&TYPE: (6) 20AMP, DOUBLE-POLE
  - INPUT PHASE: THREE-PHASE DELTA
  - RATED POWER: 17.3 KVA
  - INPUT PLUG: IEC 60309 3P+E 9H 60A (IP44)
  - INPUT POWER CORD: SEE SHEET 2 PART NUMBER TABLE
  - REGULATORY STANDARD: RoHS COMPLIANT

2. ADDITIONAL:
- THE G6 CONTROLLER IS NOT BACKWARDS COMPATIBLE WITH ANY LEGACY CONTROLLERS

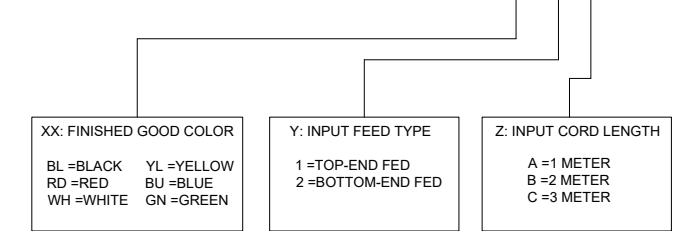
3. ACCESSORIES:
- DOCUMENTATION KIT
  - PRODUCT SAFETY WARNING SHEET

**NOTES:**

- PRIMARY DIMENSIONS ARE IN MILLIMETERS. SECONDARY DIMENSION ARE IN [ INCHES ]
- INSTALLATION SHALL COMPLY WITH ALL APPLICABLE NATIONAL, STATE, AND LOCAL CODES
- VISIT OUR ON-LINE CATALOG AT WWW.PANDUIT.COM FOR A CURRENT LIST OF PRODUCTS APPLICABLE FOR USE WITH THIS PART
- FOR FULL PRODUCT FUNCTIONALITY REFER TO USER MANUAL
- DRAWING VIEWS SHOW THE INPUT CORD IN THE "TOP END FED" CONFIGURATION

**IDENTIFICATION**

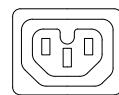
FOR FINISHED GOOD PART NUMBER & DESCRIPTION TABLE SEE SHEET 2 CONFIGURABLE PART NUMBERS: **P36D31G-XX Y Z**



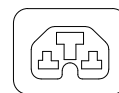
**PLUG/RECEPTACLE BLOCK**



**PLUG**  
IEC 60309, 3P 4W, 9H  
IP44 (SPASHPROOF)  
60A, 250V, 3-PHASE MAX RATED INPUT  
48A DERATED



**RECEPTACLES**  
C13/C15 COMBO  
10A, 250V MAX RATED OUTPUT



**RECEPTACLES**  
C13/C15/C19 COMBO  
16A, 250V MAX RATED OUTPUT

| REV | DATE       | BY | CHK | APR | DESCRIPTION     | ECN          |
|-----|------------|----|-----|-----|-----------------|--------------|
| 00A | 12/01/2023 | NW | CSH | MJD | INITIAL RELEASE | P36D31G-XXYZ |

|  |              |                                    |
|--|--------------|------------------------------------|
| WE ASK THAT YOU CHECK FULLY THE DIMENSIONS, NOTES, AND SIGN THE CLIENT SIGNATURE BOX. THE JOB WILL NOT PROGRESS WITHOUT SIGNED APPROVAL. PLEASE DO NOT DELAY IN RETURNING PROOF AS IT WILL AFFECT DELIVERY |              | SIGN                               |
|  |              | DATE                               |
|  |              | PRINT                              |
| TITLE<br>INTELLIGENT SERIES PDU<br>P36D31G-XXYZ<br>CUSTOMER DRAWING  |              |                                    |
| ITEM REVISION NAME:  |              |                                    |
| DATASHEET FILE NAME:   |              |                                    |
| UNLESS OTHERWISE SPECIFIED<br>DIMENSIONAL TOLERANCE ARE: mm [IN]   |              | MATERIAL/COLOR:<br>N/A             |
| Tolerance(mm)<br>0<L<50 ±0.5<br>50<L<250 ±1.0<br>250<L<500 ±1.5<br>500<L<1000 ±2.5<br>1000<L<2000 ±4.0   |              | DRAWING NUMBER:<br>P36D31G-XXYZ_DC |
| THIRD ANGLE PROJECTION   | DRAWN BY: NW | DATE: 12/01/2023                   |
|  | CHK: CSH     | SCALE: NONE                        |
|  |              | SHT 1 OF 2                         |
|  |              | SCALE: B                           |



THIS COPY IS PROVIDED ON A RESTRICTED BASIS AND IS NOT TO BE USED IN ANY WAY DETRIMENTAL TO THE INTERESTS OF PANDUIT CORP.

| FINISHED GOOD PART NUMBER | FINISHED GOOD DESCRIPTION   | COLOR            | INPUT CORD LENGTH              | WEIGHT |
|---------------------------|---|------------------|--------------------------------|--------|
| P36D31G                   | G6 MI PDU, 60AMP, (24) C13 (12) C19, IEC 60309 3P 4W 9H IP44-3M, TOP FED, BLACK | BLACK (RAL 9005) | 3M(+254MM-127MM) 10'(+10"/-5") | 10.2kg |

B

B

A

A

| REV | DATE       | BY | CHK | APR | DESCRIPTION     | ECN          |
|-----|------------|----|-----|-----|-----------------|--------------|
| 00A | 12/01/2023 | NW | CSH | MJD | INITIAL RELEASE | P36D31G-XXYZ |

|  |                  |                                       |
|--|------------------|---------------------------------------|
| WE ASK THAT YOU CHECK FULLY THE DIMENSIONS, NOTES, AND SIGN THE CLIENT SIGNATURE BOX. THE JOB WILL NOT PROGRESS WITHOUT SIGNED APPROVAL. PLEASE DO NOT DELAY IN RETURNING PROOF AS IT WILL AFFECT DELIVERY | SIGN             |                                       |
|  | DATE             |                                       |
|  | PRINT            |                                       |
| TITLE: INTELLIGENT SERIES PDU<br>P36D31G-XXYZ<br>CONTROL DRAWING   |                  |                                       |
| ITEM REVISION NAME:  |                  |                                       |
| DATASHEET FILE NAME:   |                  |                                       |
| UNLESS OTHERWISE SPECIFIED DIMENSIONAL TOLERANCE ARE: mm [IN]  |                  | <b>PANDUIT</b><br>MATERIAL/COLOR: N/A |
| THIRD ANGLE PROJECTION   |                  |                                       |
| Tolerance(mm)<br>0<L<50 ±0.5<br>50<L<250 ±1.0<br>250<L<500 ±1.5<br>500<L<1000 ±2.5<br>1000<L<2000 ±4.0   |                  | DRAWING NUMBER: P36D31G-XXYZ_DC       |
| DRAWN BY: NW   | DATE: 12/01/2023 |                                       |
| SHT 2 OF 2   |                  | SCALE: B                              |

