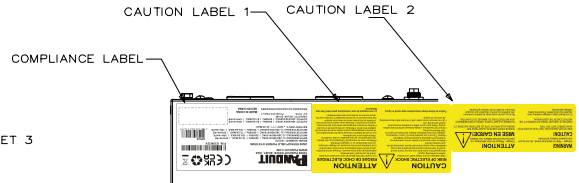
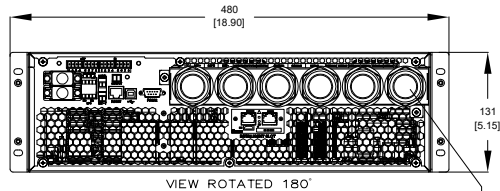
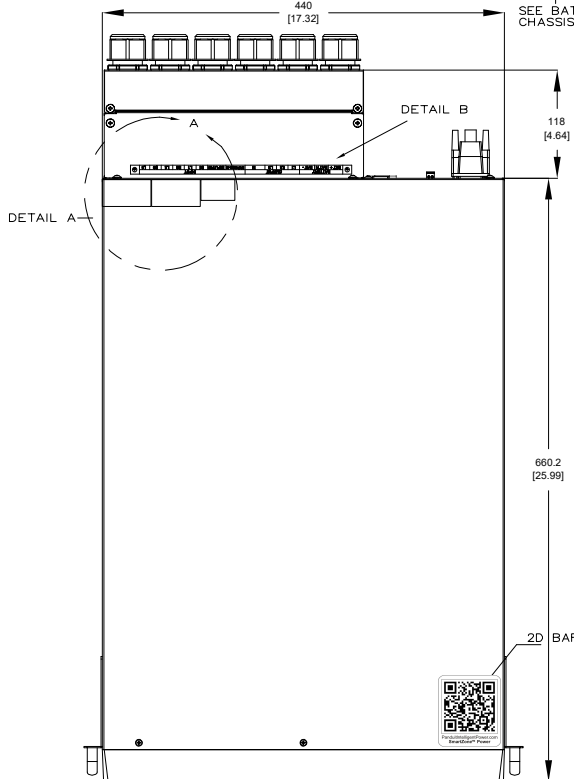


THIS COPY IS PROVIDED ON A RESTRICTED BASIS AND IS NOT TO BE USED IN ANY WAY DETRIMENTAL TO THE INTERESTS OF PANDUIT CORP.

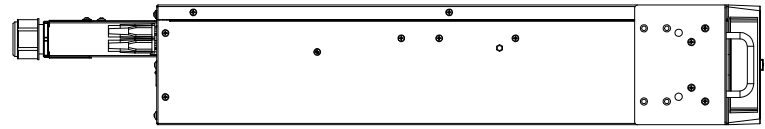
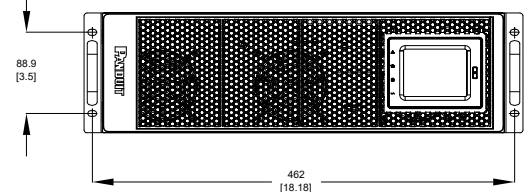


DETAIL A
SCALE 1:3



| BATTERY | | | OUTPUT | | | INPUT | | | | | | | | |
|---------|-------|-------|--------|----|----|-------|----------|---------|----|----|----|----|----|----|
| BAT + | BAT N | BAT - | L1 | L2 | L3 | N | BYPASS-N | INPUT-N | B1 | L1 | B2 | L2 | B3 | L3 |
| | | | | | | | | | | | | | | |

DETAIL B
SCALE 1:3



SPECIFICATION:

- STANDARD:
 - UPS TOPOLOGY: DOUBLE CONVERSION
 - KVA: 20
 - BATTERY TYPE: VALVE REGULATOR LEAD ACID
 - INPUT PLUG: HARDWARE TERMINAL CONNECTION (L1+L2+L3+N+G)
 - NOMINAL INPUT VOLTAGE: 380/400/415 VAC
 - INPUT PHASE: 3 PHASE
 - OUTPUT PHASE: 3 PHASE/1PHASE
 - NOMINAL OUTPUT VOLTAGE: 380/400/415 VAC (3 PHASE) 220/230/240 VAC (1 PHASE)
 - OUTLET TYPE AND QTY: HARDWARE TERMINAL CONNECTION (L1+L2+L3+N+G;3X L+N+G)
 - DISPLAY TYPE: 3.5 INCH TOUCH SCREEN
 - PARALLEL PORT SUPPORT: YES
 - INPUT BREAKER TYPE: N/A
 - OUTPUT BREAKER TYPE: N/A
- ADDITIONAL: NONE
- ACCESSORY COMPONENTS:
 - P/N U20N32V CONTAINS AN INTELLIGENT NETWORK CARD(INSTALLED)
 - STABILIZER BRACKET, QTY:(4)
 - STABILIZER BRACKET CONNECTORS, QTY:(2)
 - INSTALLATION EARS, QTY:(2)
 - SAFTY WARNING SHEET,QTY:(1)
 - SELECTION GUIDE(POCKET GUIDE),QTY:(1)
 - DB9/DB9 RS232 1.5M COMMUNICATION CABLE, QTY:(1)
 - USB-A/USB-B 1.5M SERIAL COMMUNICATION CABLE, QTY:(1)
 - INCLUDES P/N:UVP480 EXTERNAL BATTERY PACK, QTY:(1),(IN A SEPARATE CARTON)SEE SHEET 3
 - INCLUDES P/N:URMKIT2 INSTALLATION RAIL KIT, QTY:(1)
 - EPO PLUG WITH SHORTING WIRE,QTY:(1),(INSTALLED)
 - BATTERY TEMPERATURE DETECTION CABLE 0.64M, QTY:(1)
 - CABLE GLAND, QTY:(6)
 - INPUT COPPER BAR(3:1 MODE, SINGLE SOURCE, FOR BYPASS CONNECTION),QTY:(1)
 - INPUT COPPER BAR(3:1 MODE, DUAL SOURCE, FOR MAINS CONNECTION),QTY:(2)
 - INPUT COPPER BAR(3:1 MODE, DUAL SOURCE, FOR BYPASS CONNECTION),QTY:(1)
 - OUTPUT COPPER BAR(FOR 1PH OUTPUT CONNECTION),QTY:(1)
 - CABLE WHT EBP CONNECTOR ON ONE END AND RING TERMINALS ON THE OTHER END,QTY:(1)
 - RING TERMINALS INCLUDED(Ø10/16/25/35),QTY:(5/11/3/5)
 - HEATSHRINK INCLUDED(Ø8*30MM/Ø12*35MM),QTY:(17/8)
 - PARALLEL CABLE DB15 MALE TO DB15 FEMALE 1.5M,QTY:(1)
 - REFER TO ASSOCIATED DRAWINGS FOR PHYSICAL DIMENSIONS AND SPECIFICATIONS

NOTES:

- PRIMARY DIMENSIONS ARE IN MILLIMETERS.SECONDARY DIMENSIONS ARE IN INCHES
- INSTALLATION SHALL COMPLY WITH ALL APPLICABLE NATIONAL,STATE,AND LOCAL CODES
- VISIT OUR ON-LINE CATALOG AT WWW.PANDUIT.COM FOR A CURRENT LIST OF PRODUCTS APPLICABLE FOR USE WITH THIS PRODUCT
- ALL PURCHASED ITEMS CONFORM TO C2-0834 PANDUIT SPECIFICATION FOR CHEMICAL SUBSTANCES TO BE CONTROLLED IN PRODUCT AND PACKAGING

IDENTIFICATION:

| PART NUMBER | DESCRIPTION | SHIPPING WEIGHT(INCLUDES EXTERNAL BATTERY PACK) (KG) |
|-------------|---|--|
| U20S32V | SMARTZONE UPS, 20kVA, 7U (3U UPS + 4U EBP), 400V, 3 PHASE, DOUBLE-CONVERSION ON-LINE POWER PROTECTION | 210 |
| U20N32V | SMARTZONE UPS, 20kVA, 7U (3U UPS + 4U EBP), 400V, 3 PHASE, DOUBLE-CONVERSION ON-LINE POWER PROTECTION WITH INTELLIGENT NETWORK CARD | 210.3 |

| DATE | BY | CHK | APR | DESCRIPTION | ECN | DATE | BY | CHK | APR | DESCRIPTION | ECN |
|------|-------|-----|-----|-------------|-------------|---------|----|-----|-----|-------------|-----|
| 01A | 06/24 | HL | ZRZ | GLM/DAB | | U20N32V | | | | | |
| 00A | 12/29 | HL | ZRZ | GLM/DAB | | U20N32V | | | | | |
| REV | DATE | BY | CHK | APR | DESCRIPTION | ECN | | | | | |

WE ASSURE THAT YOU OBTAIN THE BEST QUALITY AND SERVICE FROM PANDUIT. THE ONLY WAY NOT TO PROCEED WITHOUT THE QUALITY AND SERVICE OF PANDUIT IS TO PURCHASE FROM A PANDUIT DISTRIBUTOR.

DATE: 12/30/2020

TIME: 12:30

SMARTZONE UPS
U20S32V/U20N32V
CONTROL DRAWING

U20S32V/U20N32V/01
U20S32V/U20N32V/-DA/01A

PANDUIT

U20N32V-DC

SHT 1 OF 3

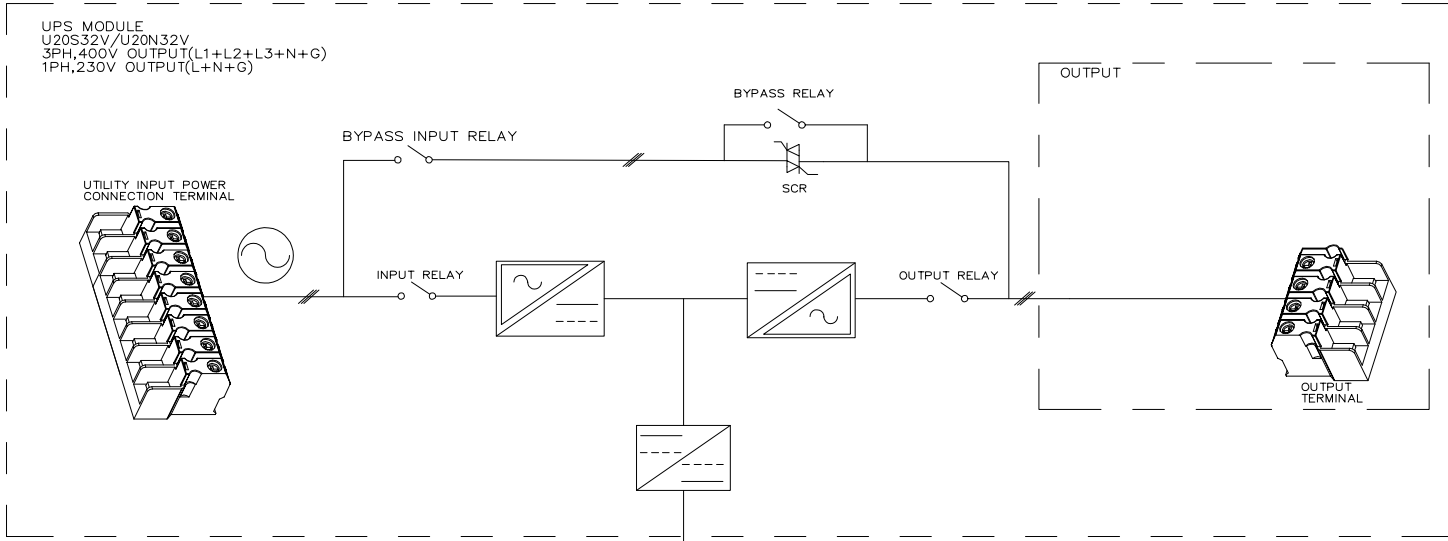
THIS COPY IS PROVIDED ON A RESTRICTED BASIS AND IS NOT TO BE USED IN ANY WAY DETRIMENTAL TO THE INTERESTS OF PANDUIT CORP.

PANDUIT
18900 PANDUIT DRIVE, 60487, USA
WWW.PANDUIT.COM



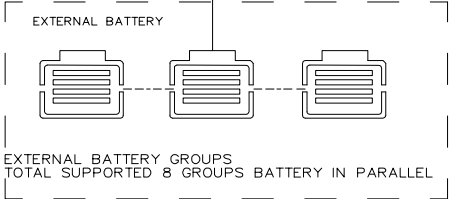
UNINTERRUPTIBLE POWER SYSTEMS
P/N: U20N32V

MODEL NUMBER: 1K3V1E
INPUT(MAINS&3-3): 380/400/415VAC | 50/60Hz | 74.2A MAX. | 3PH+N+PE
INPUT(MAINS&3-1): 380/400/415VAC | 50/60Hz | 124.5A MAX. | 3PH+N+PE
INPUT(BYPASS&3-3): 380/400/415VAC | 50/60Hz | 172.2A MAX. | 3PH+N+PE
INPUT(BYPASS&3-1): 220/230/240VAC | 50/60Hz | 124.5A MAX. | 1PH+N+PE
BATTERY INPUT: ±240V --- 43.9A MAX.
OUTPUT: 380/400/415VAC | 50/60Hz | 52.5A MAX. | 3PH+N+PE
OUTPUT: 220/230/240VAC | 50/60Hz | 91.5A MAX. | 1PH+N+PE
CAPACITY: 20 kVA- 20 kW
Icc: 10 kA Protective Class: I
MADE IN CHINA
HECHO CHINA



LEGEND

| | | | |
|--|-----------------------------|--|-----------------|
| | CIRCUIT BREAKER | | AC-DC CONVERTER |
| | RELAY | | DC-AC CONVERTER |
| | DC-DC CONVERTER | | BATTERY |
| | UTILITY CONNECTION TERMINAL | | SCR |
| | OUTPUT CONNECTION TERMINAL | | |

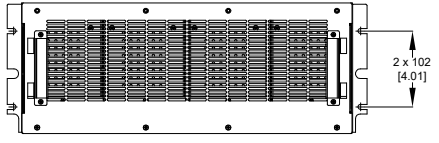
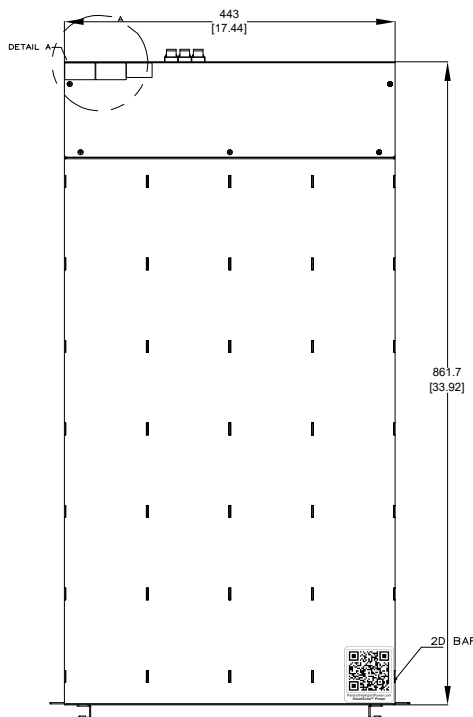
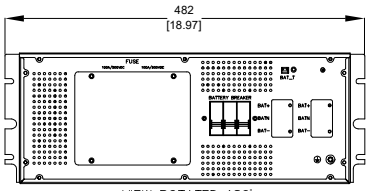


LCB-V00180100000
PEC-V0008000000
INV-V01180100000
MONITOR-V00180100000

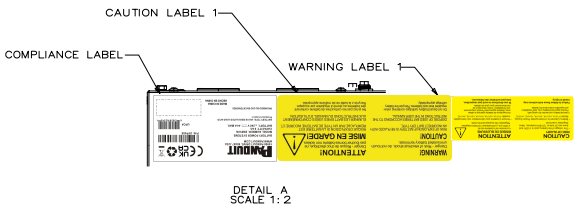
| | | | | | | | | | | | | |
|------------|------------|-----|---------|---------------------------------------|-----------------------|---------|---------|-------------|--|-----|--|--|
| DATE | | BY | | CHK | | APR | | DESCRIPTION | | ECN | | |
| 01/04/2022 | HL | ZRZ | GLM/DLB | A-UPDATED DESCRIPTION B-ADDED SHEET 3 | | U20N32V | | | | | | |
| 00A | 02/20/2021 | HL | ZRZ | GLM/DLB | RELEASE TO PRODUCTION | | U20N32V | | | | | |
| REV | DATE | BY | CHK | APR | DESCRIPTION | | ECN | | | | | |

| | | | |
|---|--|----------------------------------|--|
| TITLE | | SMARTZONE UPS U20S32V/U20N32V | |
| CONTROL DRAWING | | U20S32V/U20N32V/D1 | |
| REVISED TITLE | | U20S32V/U20N32V-DA/D1A | |
| UNLESS OTHERWISE SPECIFIED, DIMENSIONAL TOLERANCES ARE: (mm) | | N/A | |
| THIRD ANGLE PROJECTION | | U20N32V-DC | |
| SHT 2 OF 3 | | D | |

THIS COPY IS PROVIDED ON A RESTRICTED BASIS AND IS NOT TO BE USED IN ANY WAY DETRIMENTAL TO THE INTERESTS OF PANDUIT CORP.



UVP480 REFERENCE IMAGE



| REV | DATE | BY | CHK | APR | DESCRIPTION | ECN |
|-----|------------|----|-----|---------|-----------------------|---------|
| 01A | 08/04/2022 | HL | ZH2 | GLM/DJF | A-UPDATED DESCRIPTION | U20N32V |
| 00A | 02/29/2021 | HL | ZH2 | GLM/DJF | RELEASE TO PRODUCTION | U20N32V |

PLEASE PRINT ONLY FROM THE ORIGINAL DRAWING. DO NOT SCALE FROM THE ORIGINAL. THIS DRAWING IS THE PROPERTY OF PANDUIT CORPORATION. IT IS TO BE USED ONLY FOR THE PROJECT AND SITE SPECIFICALLY IDENTIFIED ON THE DRAWING. REPRODUCTION OR TRANSMISSION OF THIS DRAWING WITHOUT THE WRITTEN PERMISSION OF PANDUIT CORPORATION IS PROHIBITED.

SMARTZONE UPS
U20S32V/U20N32V

CONTROL DRAWING

U20S32V/U20N32V/O1
U20S32V/U20N32V/-DA/O1A
U20S32V/U20N32V/-DA/O1A

PANDUIT

N/A

U20N32V-DC

12/30/2021 MJD VARIOUS

SHT 3 OF 3