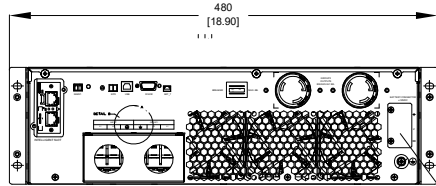
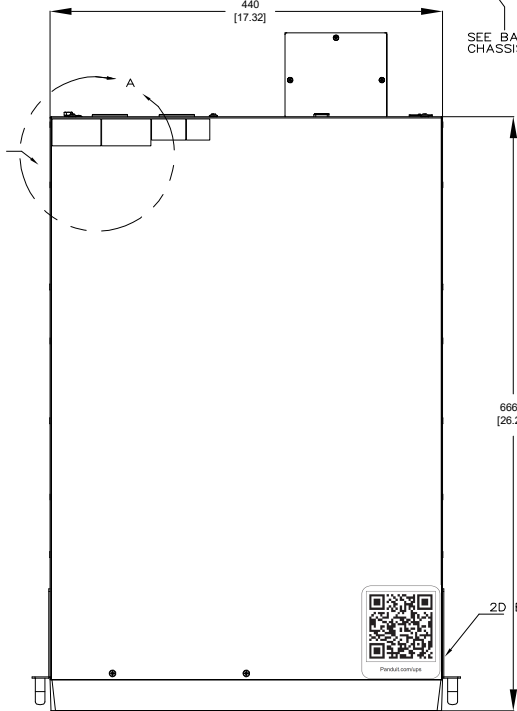


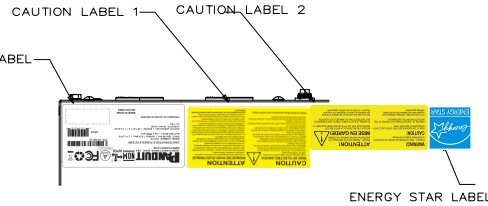
THIS COPY IS PROVIDED ON A RESTRICTED BASIS AND IS NOT TO BE USED IN ANY WAY DETRIMENTAL TO THE INTERESTS OF PANDUIT CORP.



VIEW ROTATED 180°



COMPLIANCE LABEL  
SEE BATTERY CHASSIS ON SHEET 3



DETAIL A  
SCALE 1: 2

INPUT		GROUP	
L1	L2	L1	L2

DETAIL B  
SCALE 1: 3

SPECIFICATION:

1. STANDARD:

BATTERY TOPOLOGY:	DOUBLE CONVERSION
KVA:	10
BATTERY TYPE:	VALVE REGULATED LEAD ACID
INPUT PLUG:	HARDWIRE TERMINAL CONNECTION (L+L+G)
NOMINAL INPUT VOLTAGE:	208/240VAC
INPUT PHASE:	SINGLE
OUTPUT PHASE:	SINGLE
NOMINAL OUTPUT VOLTAGE:	208/240VAC
OUTLET TYPE AND QTY:	L6-30R(2)+HARDWIRE TERMINAL CONNECTION(L+L+G/L+N+G)
DISPLAY TYPE:	3.5 INCH TOUCH SCREEN
PARALLEL PORT SUPPORT:	NO
INPUT BREAKER TYPE:	N/A
OUTPUT BREAKER TYPE:	30A PUSH BUTTON (1)
WEIGHT OF Pb(LEAD):	34KG
WEIGHT OF H2SO4(SULFURIC ACID):	8KG

2. ADDITIONAL:

NONE

3. ACCESSORY COMPONENTS:

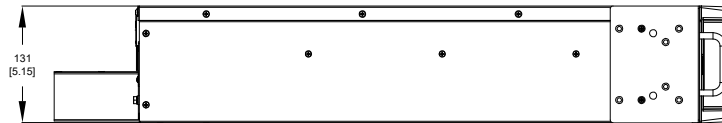
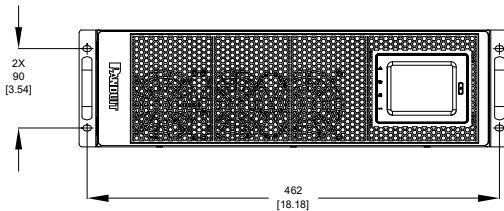
- P/N U10N11V CONTAINS AN INTELLIGENT NETWORK CARD(INSTALLED)
- STABILIZER BRACKET, QTY:(4)
- STABILIZER BRACKET CONNECTORS, QTY:(2)
- INSTALLATION EARS, QTY:(2)
- SAFETY WARNING SHEET,QTY:(1)
- SELECTION GUIDE(POCKET GUIDE),QTY:(1)
- DB9/DB9 RS232 1.5M COMMUNICATION CABLE, QTY:(1)
- USB-A/USB-B 1.5M SERIAL COMMUNICATION CABLE, QTY:(1)
- INCLUDES P/N:UVP240 EXTERNAL BATTERY PACK, QTY:(1),(IN A SEPARATE CARTON) SHEET 3
- INCLUDES P/N:URMKIT2 INSTALLATION RAIL KIT, QTY:(1)
- REFER TO ASSOCIATED DRAWINGS FOR PHYSICAL DIMENSIONS AND SPECIFICATIONS
- EPO PLUG WITH SHORTING WIRE,QTY:(1),(INSTALLED)
- MBS PLUG WITH SHORTING WIRE,QTY(1)(INSTALLED)

NOTES:

1. PRIMARY DIMENSIONS ARE IN MILLIMETERS. SECONDARY DIMENSIONS ARE IN INCHES
2. INSTALLATION SHALL COMPLY WITH ALL APPLICABLE NATIONAL, STATE, AND LOCAL CODES
3. VISIT OUR ON-LINE CATALOG AT WWW.PANDUIT.COM FOR A CURRENT LIST OF PRODUCTS APPLICABLE FOR USE WITH THIS PRODUCT
4. ALL PURCHASED ITEMS CONFORM TO C2-0834 PANDUIT SPECIFICATION FOR CHEMICAL SUBSTANCES TO BE CONTROLLED IN PRODUCT AND PACKAGING

IDENTIFICATION:

PART NUMBER	DESCRIPTION	SHIPPING WEIGHT(INCLUDES EXTERNAL BATTERY PACK) (KG)
U10S11V	SMARTZONE UPS, 10kVA, 6U (3U UPS + 3U EBP), 208/240V, SINGLE PHASE, DOUBLE-CONVERSION ON-LINE POWER PROTECTION	102.8
U10N11V	SMARTZONE UPS, 10kVA, 6U (3U UPS + 3U EBP), 208/240V, SINGLE PHASE, DOUBLE-CONVERSION ON-LINE POWER PROTECTION WITH INTELLIGENT NETWORK CARD	102.8



REV	DATE	BY	CHK	APR	DESCRIPTION	ECN
02A	02/09/2021	ZHB	ZRZ	GLM/DJB	F:UPDATE TEST ON REAR PANEL AS REQUIRED BY UL. G:ASSOCIATED P/N:UL COMPONENTS LIST. H:UPDATE 2D BARCODE DESCRIPTION. J:UPDATE UPS* WARNING LABEL AND EBP WARNING LABEL INFORMATION REQUEST BY UL.	U10N11V
01A	01/01/2022	ZHB	ZRZ	GLM/DJB	B:UPDATED DESCRIPTION. C:ADDED NOW TO COMPLIANCE LABEL. D:UPDATED UL LOGO. E:ADDED SHEET 3	U10N11V
00A	08/17/2021	ZHB	ZRZ	GLM/DJB	RELEASE TO PRODUCTION	U10N11V

DATE	08/17/2021	TIME	M:0	VARIOUS	SHT 1 OF 3
------	------------	------	-----	---------	------------

THIS COPY IS PROVIDED ON A RESTRICTED BASIS AND IS NOT TO BE USED IN ANY WAY DETRIMENTAL TO THE INTERESTS OF PANDUIT CORP.

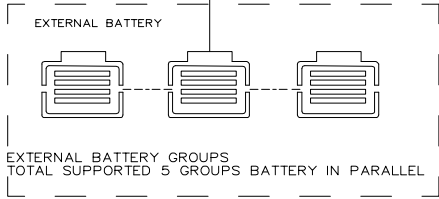
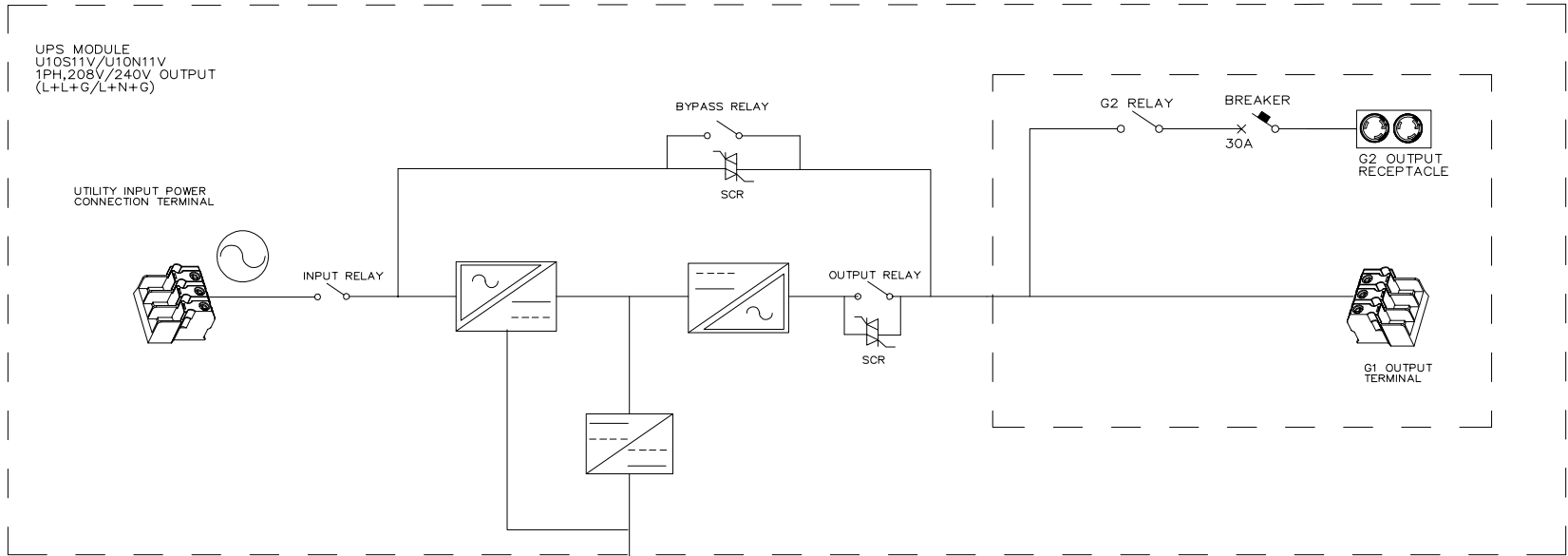
**PANDUIT** NOM NYCE FC

18900 PANDUIT DRIVE, 60487, USA  
WWW.PANDUIT.COM

UNINTERRUPTIBLE POWER SYSTEMS  
MODEL NUMBER: 1H1V1A  
INPUT: 208/240 VAC | 50/60Hz | 52 A Max. | L1+L2+PE  
BATTERY INPUT: ±120 V | 50 A  
OUTPUT: 208/240 VAC | 50/60Hz | 48.1/41.7 A | L1+L2+PE  
CAPACITY: 10 kVA-10 kW  
ICC: 3 kA

PIN: U10N11V  
UPC# 6 113504 25291 1

PROHIBIDO SU USO EN EXTERIORES  
MADE IN CHINA  
HECHO CHINA



LEGEND			
	DESCRIPTION CIRCUIT BREAKER		DESCRIPTION AC-DC CONVERTER
	DESCRIPTION RELAY		DESCRIPTION DC-DC CONVERTER
	DESCRIPTION DC-DC CONVERTER		DESCRIPTION BATTERY
	DESCRIPTION CONNECTION TERMINAL		DESCRIPTION SCR

DISPLAY FIRMWARE VERSION: V010B0000000  
CORE FIRMWARE VERSION: V010B0000000

REV	DATE	BY	CHK	APR	DESCRIPTION	ECN	DATE	BY	CHK	APR	DESCRIPTION	ECN	DATE	BY	CHK	APR	DESCRIPTION	ECN	
02A	02/04/2021	ZHB	ZRZ	GLM/DJB	UPDATE TEST ON REAR PANEL AS REQUIRED BY UL. ADD ACCESSORY COMPONENTS LIST. UPDATE UPS WARNING LABEL AND EFP WARNING LABEL INFORMATION REQUEST BY UL.	U10N11V													
01A	03/09/2022	ZHB	ZRZ	GLM/DJB	ADDED NOTE UNDER NEW UPDATED DESCRIPTION CLASSIFIED TO COMPLIANCE LABEL. UPDATED UL LOGO. LADDED SHEET 3	U10N11V													
00A	08/17/2021	ZHB	ZRZ	GLM/DJB	RELEASE TO PRODUCTION	U10N11V													

REV	DATE	BY	CHK	APR	DESCRIPTION	ECN	DATE	BY	CHK	APR	DESCRIPTION	ECN	DATE	BY	CHK	APR	DESCRIPTION	ECN	
02A	02/04/2021	ZHB	ZRZ	GLM/DJB	UPDATE TEST ON REAR PANEL AS REQUIRED BY UL. ADD ACCESSORY COMPONENTS LIST. UPDATE UPS WARNING LABEL AND EFP WARNING LABEL INFORMATION REQUEST BY UL.	U10N11V													
01A	03/09/2022	ZHB	ZRZ	GLM/DJB	ADDED NOTE UNDER NEW UPDATED DESCRIPTION CLASSIFIED TO COMPLIANCE LABEL. UPDATED UL LOGO. LADDED SHEET 3	U10N11V													
00A	08/17/2021	ZHB	ZRZ	GLM/DJB	RELEASE TO PRODUCTION	U10N11V													

REV	DATE	BY	CHK	APR	DESCRIPTION	ECN	DATE	BY	CHK	APR	DESCRIPTION	ECN	DATE	BY	CHK	APR	DESCRIPTION	ECN	
02A	02/04/2021	ZHB	ZRZ	GLM/DJB	UPDATE TEST ON REAR PANEL AS REQUIRED BY UL. ADD ACCESSORY COMPONENTS LIST. UPDATE UPS WARNING LABEL AND EFP WARNING LABEL INFORMATION REQUEST BY UL.	U10N11V													
01A	03/09/2022	ZHB	ZRZ	GLM/DJB	ADDED NOTE UNDER NEW UPDATED DESCRIPTION CLASSIFIED TO COMPLIANCE LABEL. UPDATED UL LOGO. LADDED SHEET 3	U10N11V													
00A	08/17/2021	ZHB	ZRZ	GLM/DJB	RELEASE TO PRODUCTION	U10N11V													

REV	DATE	BY	CHK	APR	DESCRIPTION	ECN	DATE	BY	CHK	APR	DESCRIPTION	ECN	DATE	BY	CHK	APR	DESCRIPTION	ECN	
02A	02/04/2021	ZHB	ZRZ	GLM/DJB	UPDATE TEST ON REAR PANEL AS REQUIRED BY UL. ADD ACCESSORY COMPONENTS LIST. UPDATE UPS WARNING LABEL AND EFP WARNING LABEL INFORMATION REQUEST BY UL.	U10N11V													
01A	03/09/2022	ZHB	ZRZ	GLM/DJB	ADDED NOTE UNDER NEW UPDATED DESCRIPTION CLASSIFIED TO COMPLIANCE LABEL. UPDATED UL LOGO. LADDED SHEET 3	U10N11V													
00A	08/17/2021	ZHB	ZRZ	GLM/DJB	RELEASE TO PRODUCTION	U10N11V													

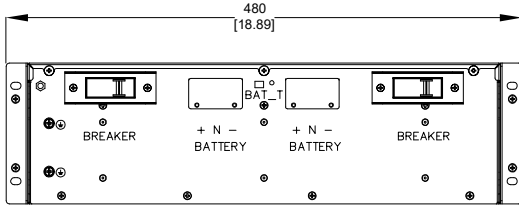
REV	DATE	BY	CHK	APR	DESCRIPTION	ECN	DATE	BY	CHK	APR	DESCRIPTION	ECN	DATE	BY	CHK	APR	DESCRIPTION	ECN	
02A	02/04/2021	ZHB	ZRZ	GLM/DJB	UPDATE TEST ON REAR PANEL AS REQUIRED BY UL. ADD ACCESSORY COMPONENTS LIST. UPDATE UPS WARNING LABEL AND EFP WARNING LABEL INFORMATION REQUEST BY UL.	U10N11V													
01A	03/09/2022	ZHB	ZRZ	GLM/DJB	ADDED NOTE UNDER NEW UPDATED DESCRIPTION CLASSIFIED TO COMPLIANCE LABEL. UPDATED UL LOGO. LADDED SHEET 3	U10N11V													
00A	08/17/2021	ZHB	ZRZ	GLM/DJB	RELEASE TO PRODUCTION	U10N11V													

SMARTZONE UPS  
U10S11V/U10N11V  
CUSTOMER DRAWING

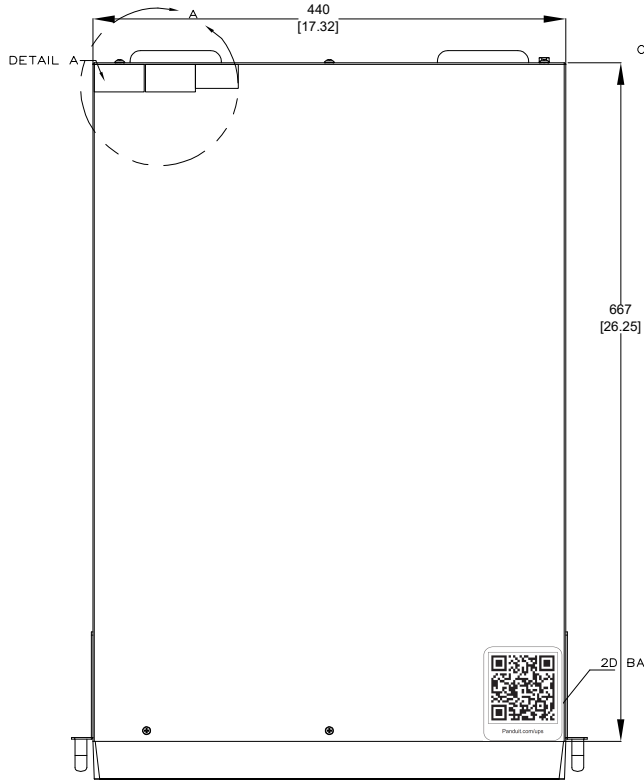
U10S11V/U10N11V/02  
U10S11V/U10N11V-DC/02A

THIRD ANGLE PROJECTION  
06/17/2021  
M.D. VARIOUS  
U10N11V-DC  
SHT 2 OF 3

THIS COPY IS PROVIDED ON A RESTRICTED BASIS AND IS NOT TO BE USED IN ANY WAY DETRIMENTAL TO THE INTERESTS OF PANDUIT CORP.



VIEW ROTATED 180°



DETAIL A  
SCALE 1: 2

1. STANDARD:

USE WITH UPS CAPACITY: 5-10 KVA SINGLE PHASE UNIT  
 BATTERY TYPE: VALVE REGULATED LEAD ACID-NON SPILLABLE  
 NOMINAL INPUT/OUTPUT VOLTAGE: +/-120VDC FOR A TOTAL OF 240VDC  
 BREAKER TYPE: 63A/1P(2)  
 WEIGHT OF Pb(LEAD): 34KG  
 WEIGHT OF H2SO4(SULFURIC ACID): 8KG

2. ADDITIONAL:  
NONE

3. ACCESSORY COMPONENTS:

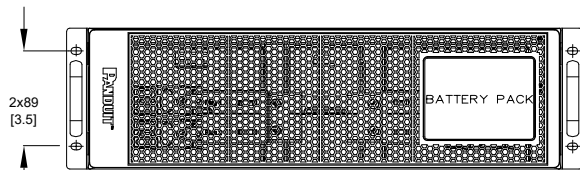
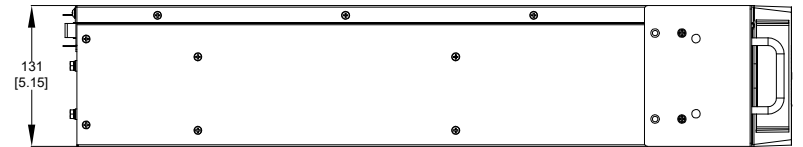
STABILIZER BRACKET, QTY:(4)  
 INSTALLATION EARS, QTY:(2)  
 SAFETY WARNING SHEET,QTY:(1)  
 INCLUDES P/N:URMKIT2 INSTALLATION RAIL KIT, QTY:(1)  
 REFER TO ASSOCIATED DRAWINGS FOR PHYSICAL DIMENSIONS AND SPECIFICATIONS  
 EBP POWER CABLE, QTY:(1)  
 INCLUDES P/N:UVDO240 BATTERY CARTRIDGE SET,QTY:(1)

NOTES:

1. PRIMARY DIMENSIONS ARE IN MILLIMETERS. SECONDARY DIMENSIONS ARE IN INCHES
2. INSTALLATION SHALL COMPLY WITH ALL APPLICABLE NATIONAL, STATE, AND LOCAL CODES
3. VISIT OUR ON-LINE CATALOG AT WWW.PANDUIT.COM FOR A CURRENT LIST OF PRODUCTS APPLICABLE FOR USE WITH THIS PART
4. ALL PURCHASED ITEMS CONFORM TO C2-0834 PANDUIT SPECIFICATION FOR CHEMICAL SUBSTANCES TO BE CONTROLLED IN PRODUCT AND PACKAGING

IDENTIFICATION:

PART NUMBER	DESCRIPTION	SHIPPING WEIGHT (KG)
UVP240	VRLA EXTERNAL BATTERY PACK (EBP) 2*10PCS 240V (9AH BATTERIES) CHASSIS, BATTERIES, AND RAIL KIT INCLUDED, FOR 5,6,10KVA SINGLE PHASE UPS ONLY	71.8



WE AND OUR SUPPLIERS DO NOT WARRANT THE CLIENT'S USE OF THE PRODUCT OR THE CLIENT'S RESPONSIBILITY FOR THE PROPER USE OF THE PRODUCT. THE CLIENT SHALL BE RESPONSIBLE FOR THE PROPER USE OF THE PRODUCT AND FOR THE PROTECTION OF THE PRODUCT FROM THEFT AND DAMAGE.

REV	DATE	BY	CHK	DESCRIPTION	ECN	OTHER	DATE	BY	CHK	DESCRIPTION	ECN	OTHER
02A	02/04/2023	ZHB	ZKZ	UPDATE TEXT ON REAR PANEL AS REQUESTED BY UL. G-ADDED MFR PLUG ITEM INTO ACCESSORY COMPONENTS LIST. UPDATE 2D BARCODE DESCRIPTION. UPDATE UPS WARNING LABEL AND EBP WARNING LABEL INFORMATION REQUEST BY UL.	U10N11V							
01A	03/01/2022	ZHB	ZKZ	A-ADDED NOTE UNDER VIEW ELUCIDATED DESCRIPTION. G-ADDED NOM TO COMPLIANCE LABEL. G-UPDATED UL LOGO. E-ADDED SHEET 3	U10N11V							
00A	08/17/2021	ZHB	ZKZ	RELEASE TO PRODUCTION	U10N11V							

SMARTZONE UPS  
U10S11V/U10N11V

CUSTOMER DRAWING

U10S11V/U10N11V/02

U10S11V/U10N11V-DC/02A

U10N11V

UNLESS OTHERWISE SPECIFIED, DIMENSIONAL TOLERANCES ARE IN [mm]

N/A

U10N11V-DC

08/17/2021 M.D. VARIOUS

SHT 3 OF 3