

Ferrule Installation Tools

The CP-991 and CP-992 represent the next level of automated, high-volume ferrule crimping systems. Utilizing pneumatic power, quick-change tooling, and easy-to-use automation, these vibratory bowl-feed systems strip a single insulated conductor and apply a loose piece ferrule, all within 1.3 seconds. The automated stripping and crimping action is up to 6X faster than manual crimping; increasing productivity while reducing repetitive motion injuries.

The two systems allow for a large variety of loose piece ferrule size and pin length options. The CP-991 system crimps 24 – 12 AWG (0.5mm² - 2.5mm²) DIN compliant ferrules with 6 -12mm length pins. The CP-992 system crimps larger 12 – 8 AWG (4.0mm² - 10mm²) DIN compliant ferrules with 10 -12mm length pins. The CP-991 and CP-992 tool's performance is maximized in high volume wire harness and control panel applications. The ferrules and crimps produced with the tools meet industry standards including: UL486F, IEC 60999-1, and IPC/WHMA-A-620.









Key Features

Benefits

Automated micro-processor	Delivers quick three-step process (wire stripping, ferrule placement, and ferrule crimping) to reduce the average manual processing cycle time to 1.3 – 1.5 seconds. Contributes to compliance of manufacturing standards and HACCP regulations to demonstrate due diligence for consumer safety and quality inspections
Refillable bowl-feeding container	Designed for use with Loose Piece Ferrules to deliver reduced changeover and downtime from reel changes. Also provides the capability to adjust the feeding speed for different production requirements
Integral wire stripping	Eliminates the need to use pre-stripped wire; this prevents the installation of ferrules onto any turned-back strands which can result when using pre-stripped wire
Color coded components	Allows proper part selection and quick identification of components (sleeve receivers, reversing base sleeves, cord-centering funnels, and separation plates for bowl-entry)
Cycle counter	Digital LCD display system with reset button for batch quantity counting that improves accuracy and efficiency
Sturdy metal frame and housing	Durable design allows for job site flexibility and productivity

Quick Reference For Recommended Tooling

How many ferrules do you use in 1 year?	 < 50k	 Hand-held Manual Tools
How many ferrules do you use in 1 year?	 50 – 250k	 Semi-automated Tools
How many ferrules do you use in 1 year?	 > 100k	 Fully Automated Tools

Ferrule Installation Tools

Manual Crimp Tool

Part Number: CT-1160 and CT-1170

Key Features and Benefits:

- Consistent control-cycle crimping
- Ergonomic handles
- Low investment cost



CT-1160



CT-1170

Battery Operated Crimp Tool

Part Number: CT-2300/ST

Key Features and Benefits:

- Fast Intelligent Notification Software (FINS)
- Consistent control-cycle crimping with fast cycle time
- Ergonomic trigger and grip



Manual Crimp Tool

Part Number: CT-1000

Key Features and Benefits:

- 3-in-1 design for cutting, stripping and crimping
- Ferrules stored in handle for installation convenience
- Light-weight body



Semi-Automated Ferrule Strip and Crimp Tool

Part Number: CP-881

Key Features and Benefits:

- Automated processing delivers:
 - Wire stripping
 - Ferrule placement
 - Ferrule crimping
 - Over six times faster than manual production
 - Process cycle time 1.5 seconds
- Continuously Molded Ferrules
 - Size 20 – 14 AWG (0.5 – 2.5 mm²)
 - Mini-reels of 500 to 1000 pieces
 - Bulk reels of 1500 to 3000 pieces
 - Reduces production changeover and downtime
- Quick setup and changeover
 - Ferrule applicator and wire stripping die sets are designed to easily be removed and installed
 - Provides product changeover in less than ten seconds to improve productivity and reduce setup time
- Digital LCD cycle counter with reset button
- Lightweight with built-in carrying handle for ease of movement




Fully Automated Wire Processing and Ferrule Crimping on Reel

Part Number: UNI-M & Schleuniger Crimp Center

Key Features and Benefits:

- Single internal die set
- Funnel entry wire inserter kits
- Optional spacer blocks
- Split cycle function
- Cycle counter
- #24-10 AWG ferrules*




*24 gauge not UL listed

Complete Your Installation Solution With:

Reel Smart Automated Termination System

Wire termination methods are labor intensive requiring the use of hand tools which provide: slower production, a less reliable electrical connection, and an increased risk of repetitive motion injuries. With competitive automation systems, each terminal requires a separate tooling applicator adding cost and complexity to the operation.


The Panduit Reel Smart™ Automated Termination System provides a safe, reliable, and efficient electrical termination with the flexibility of a single tooling applicator. Your production will receive all the benefits of maximized productivity, operator safety, reliability, and tooling options that provide flexibility and versatility.



Reel Smart™ Universal Applicators (continued)

CA9 EZAIR™ Universal Applicator Technical Data

Product Feed	Compressed air
Cycle Time	Less than one second
Interchangeable Die Sets	18 die sets terminate entire product line
Crimp Height Adjust	Micro dial adjust
Operational Options	Bench press or CST



Schleuniger Electrical Crimp Press

Panduit® Reel Smart™ products partner with Schleuniger electric presses to provide one of the best termination systems in the market. The Schleuniger UniCrimp 200 and UniCrimp 100 bench presses are designed to crimp wire sizes up to 10 AWG (6mm²). These presses are fast, quiet, and safe while providing the necessary force to deliver a quality crimp connection. The UniCrimp 200 press comes loaded with high end features like split cycle and adjustable crimp speed. The UniCrimp 100 is a simple, low cost crimping press providing high quality on an affordable price.

UniCrimp 200 Overview:

- Economic and user-friendly
- Quick-release applicator base for easy change-over
- Adjustable crimp speed
- Standard tool-less, incremental crimp height adjustment (micro-adjust)
- Split cycle capability for closed barrel contacts
- Used with both Panduit CA9 and CA-800EZ
- Terminates all Panduit Reel Smart terminals and ferrules

Technical Data

Power Supply	110 VAC/60Hz, 220 VAC/50Hz
Crimp Stroke	40mm
Controller	LED touch pad user interface
Crimp Micro-adjust	Micrometer shut height adjust
Crimp Force	3.7 tons
Versatility	Split cycle, pneumatic* feed option, cycle counter, quick release applicator mounting base

*required for use with Panduit CA9 applicator



Ferrule Installation Tools

Ordering Information

Ferrules



CTFP-40



CP-991

Part Number	Description	Std. Pkg. Qty.
CT-1160	Controlled cycle ferrule hand tool, Hexagon crimp profile	1
CT-1000	Multi-purpose ferrule hand tool	1
CT-2300/ST	Battery operated hand tool	1
CTFP-40	Bench-top pneumatic loose piece ferrule tool.	1
CP-881	Reel-fed Semi-automated strip and crimp tool	1
CP-991	Bowl-fed Semi-automated strip and crimp tool	1
UNI-M (APM-MR-SP1516JMD)	Reel-fed Ferrule applicator for commercially available bench presses and automatic wire processing machines	1
UC200 (CP-871)	Electric Bench Press	1
F78-8-M	Non-insulated Ferrule, 16 AWG (1.5mm ²), 0.31(8.0mm) length	1,000
FSD77-8-D	Insulated Ferrule, 18 awg (1.00mm ²), 8mm pin length, DIN Red	500
FSD77-8-K	Insulated Ferrule on Reel, 18 awg (1.00mm ²), 8mm pin length, DIN Red	1,000
FSD77-8-3K2	Insulated Ferrule on Reel, 18 awg (1.00mm ²), 8mm pin length, DIN Red	3,000

*Representative List Only. See www.panduit.com for full offering.

Terminals



CT-1550



UP14ZLW

Part Number	Description	Std. Pkg. Qty.
CT-1550	Controlled cycle terminal hand tool	1
CT-160	Multi-purpose terminal hand tool	
UP14ZLW	Bench-top pneumatic loose piece terminal tool.	1
CA9	Reel-fed Terminal applicator for commercially available bench presses and automatic wire processing machines	1
BSN14-C	Nylon Insulated Butt-Splice, #16 - #14 AWG	100
P10-10F-D	Non-insulated Fork Terminal, #12 - #10 AWG	500
PV10-10RB-2K	Vinyl Insulated Ring Terminal on Reel, #12 - #10 AWG	2,000
DNF14-250FIB-3K	Nylon Insulated Female Disconnect on Reel, #16 - #14 AWG	3,000

*Representative List Only. See www.panduit.com for full offering.

WORLDWIDE SUBSIDIARIES AND SALES OFFICES

PANDUIT CANADA
Markham, Ontario
cs-cdn@panduit.com
Phone: 800.777.3300

PANDUIT EUROPE LTD.
London, UK
cs-emea@panduit.com
Phone: 44.20.8601.7200

PANDUIT SINGAPORE PTE. LTD.
Republic of Singapore
cs-ap@panduit.com
Phone: 65.6305.7575

PANDUIT JAPAN
Tokyo, Japan
cs-japan@panduit.com
Phone: 81.3.6863.6000

PANDUIT LATIN AMERICA
Guadalajara, Mexico
cs-la@panduit.com
Phone: 52.33.3777.6000

PANDUIT AUSTRALIA PTY. LTD.
Victoria, Australia
cs-aus@panduit.com
Phone: 61.3.9794.9020

For a copy of Panduit product warranties, log on to www.panduit.com/warranty

PANDUIT[®]

For more information

Visit us at www.panduit.com

Contact Customer Service by email: cs@panduit.com
or by phone: 800-777-3300

©2019 Panduit Corp.
ALL RIGHTS RESERVED.
Printed in the U.S.A.

Product Bulletin Number RSCB04--SA-ENG
2/2019