

PANDUIT[™] infrastructure for a connected world

Network Infrastructure for the Data Center

Preferred Parts – EMEA

Network Infrastructure for the Data Centre

For most data centres, approximately 70% of the operating budget is spent on maintaining existing infrastructure while only 30% is for innovations aligned to your business goals. Your challenge is to reverse that allocation and transform your Data Centre into a strategic business asset.

Through our unique ability to leverage our technology partnerships and an integrated stack of physical and intelligent infrastructure solutions, Panduit delivers comprehensive data centre solutions.

Working with Panduit enables you to respond to strategic business challenges such as capacity management, migration from 10G to 40G/100G Ethernet, or other operational challenges to reduce operating costs and maximize capacity utilization for the greatest ROI.

This catalogue features the most common offering for a Data Centre Physical Infrastructure deployment. For the complete data centre offering, please contact your local Panduit representative or visit us at www.panduit.com.



Table of Contents

Cabinets and Thermal Management	3 – 6	Fibre	17
Net-Contain™ Universal Aisle Containment System	7	HD Flex™ Fibre Cabling System	18 – 20
Racks, Shelves and Accessories	8	Fibre Enclosures, Patch Panels and Accessories	21 – 22
Cable Managers	8	Fibre Interconnect Cable Assemblies and Patch Cords	23 – 24
SmartZone™ G5 Basic Power Outlet Units	9	Copper Patch Cords	25
SmartZone™ G5 Intelligent Power Outlet Units	10 – 11	High Speed Copper Trunks and Assemblies	26
SmartZone™ G5 W-Lock and V-Lock Compatible Locking Power Cords	12	Cable Assemblies, Patch Panels, and Accessories	27
SmartZone™ G5 Environmental Sensors	13	Grounding	28 – 29
SmartZone™ G5 Environmental Accessories	13	Labeling	30
Wyr-Grid™ Overhead Cable Tray Routing System	14	Tak-Ty™ Hook & Loop Cable Ties	31
FiberRunner 6x4 Cable Routing System	15 – 16	Accessories	31

Cabinets and Thermal Management



S-Type Cabinets

Part Number	Description	Std. Pkg. Qty.	Std. Ctn. Qty.
Net-Access™ S-Type Cabinets			
S6212B	Single hinge perforated front door, split perforated rear doors, solid side panels (2), casters, PDU brackets (1 set), 42 RU, and cage nut rails (2 sets). Color: Black. Dimensions: 2026mm x 600mm x 1070mm.	1	—
S6219B	Single hinge perforated front door, split perforated rear doors, casters, PDU brackets (1 set), and cage nut rails (2 sets). Color: Black. Dimensions: 2026mm x 600mm x 1067mm.	1	—
S6222B	Single hinge perforated front door, split perforated rear doors, solid side panels (2), casters, PDU brackets (1 set), and cage nut rails (2 sets). Color: Black. Dimensions: 2026mm x 600mm x 1219mm.	1	—
S6229B	Single hinge perforated front door, split perforated rear doors, casters, PDU brackets (1 set), and cage nut rails (2 sets). Color: Black. Dimensions: 2026mm x 600mm x 1219mm.	1	—
S8212B	Single hinge perforated front door, split perforated rear doors, solid side panels (2), casters, PDU brackets (1 set), and cage nut rails (2 sets). Color: Black. Dimensions: 2026mm x 800mm x 1070mm.	1	—
S8212BA	Single hinge perforated front door, split perforated rear doors, casters, cage nut rails (2 sets) and switch configured with front cable management. Color: Black. Dimensions: 2026mm x 800mm x 1067mm.	1	—
S8219B	Single hinge perforated front door, split perforated rear doors, casters, PDU brackets (1 set), and cage nut rails (2 sets). Color: Black. Dimensions: 2026mm x 800mm x 1067mm.	1	—
S8219BA	Single hinge perforated front door, split perforated rear doors, casters, cage nut rails (2 sets) and switch configured with front cable management. Color: Black. Dimensions: 2026mm x 800mm x 1067mm.	1	—
S8222B	Single hinge perforated front door, split perforated rear doors, solid side panels (2), casters, PDU brackets (1 set), and cage nut rails (2 sets). Color: Black. Dimensions: 2026mm x 800mm x 1219mm.	1	—
S8222BA	Single hinge perforated front door, split perforated rear doors, solid side panels (2), casters, and cage nut rails (2 sets). Color: Black. Dimensions: 2026mm x 800mm x 1219mm.	1	—
S8229B	Single hinge perforated front door, split perforated rear doors, casters, PDU brackets (1 set), and cage nut rails (2 sets). Color: Black. Dimensions: 2026mm x 800mm x 1219mm.	1	—
S8229BA	Single hinge perforated front door, split perforated rear doors, casters, and cage nut rails (2 sets). Color: Black. Dimensions: 2026mm x 800mm x 1219mm.	1	—
S8522B	Single hinge perforated front door, split perforated rear doors, solid side panels (2), casters, PDU brackets (1 set), and cage nut rails (2 sets). Color: Black. Dimensions: 2160mm x 800mm x 1219mm.	1	—
S8522BA	Single hinge perforated front door, split perforated rear doors, solid side panels (2), casters, cage nut rails (2 sets) and switch configured with front cable management. Color: Black. Dimensions: 2160mm x 800mm x 1219mm.	1	—

Contact Panduit Customer Service, +44 (0) 208-601-7200, for other colors and sizes.

All cabinets have casters, to order a S-Type cabinet without casters add a "9" to the part number on the end. e.g. S8522BA9.

(continued on page 4)

Cabinets and Thermal Management (continued)



Part Number	Description	Std. Pkg. Qty.	Std. Ctn. Qty.
Net-Access™ S-Type Cabinet Accessories			
SN15F	Finger kit, 100mm (3.9") depth that attaches to posts on 42 RU through 48 RU cabinets. Color: Black.	1	—
SN25F	Finger kit, 150mm (5.9") depth that attaches to posts on 42 RU through 48 RU cabinets. Color: Black.	1	—
SPDUBRK	PDU brackets, sold as 1 set. Color: Black.	1	—
S2BRK6	Combination PDU/cable management bracket, 152mm (6") wide full length for 42 RU through 48 RU cabinet.	1	—
S2BRK12	Combination PDU/cable management bracket, 305mm (12") wide full length for 42 RU through 48 RU cabinet.	1	—
S1DR	1 RU D-ring cable retainer, 80mm (3.1") x 40mm (1.5"), bag of 8 pieces, attaches to S2BRK6/S2BRK12.	1	—
S1LR	1 RU L-ring cable retainer, 60mm (2.2") x 100mm (3.8"), bag of 8 pieces, attaches to S2BRK6/S2BRK12.	1	—
S2EOR1BA1070B1	Net-Access™ S-Type End of Row Seal 1070mm. Color: Black.	1	—
S2EOR1CA1200B1	Net-Access™ S-Type End of Row Seal 1200mm. Color: Black.	1	—
S6VBPN	Vertical blanking panel for 600mm cabinets. Color: Black	1	—
S8VBPN	Vertical blanking panel for 800mm cabinets with 25mm (1") x 127mm (5") knock-outs. Color: Black.	1	—
SN8VPPB	Vertical patching bracket for 800mm wide cabinets. Color: Black.	1	—
Net-Access™ N-Type Cabinets			
N8212BC	Dual hinge perforated front door, split perforated rear doors, solid side panels (2), two sets of cage nut equipment mounting rails, and 42 RU cable management on front and rear of front posts. Color: Black. Dimensions: 2000mm x 800mm x 1067mm.	1	—
N8219BC	Dual hinge perforated front door, split perforated rear doors, no side panels, two sets of cage nut equipment mounting rails, and 42 RU cable management on front and rear of front posts. Color: Black. Dimensions: 2000mm x 800mm x 1067mm.	1	—
N8222BC	Dual hinge perforated front door, split perforated rear doors, solid side panels (2), two sets of cage nut equipment mounting rails, and 42 RU cable management on front and rear of front posts. Color: Black. Dimensions: 2000mm x 800mm x 1219mm.	1	—
N8229BC	Dual hinge perforated front door, split perforated rear doors, no side panels, two sets of cage nut equipment mounting rails, and 42 RU cable management on front and rear of front posts. Color: Black. Dimensions: 2000mm x 800mm x 1219mm.	1	—
N8229BC	Dual hinge perforated front door, split perforated rear doors, solid side panels (2), two sets of cage nut equipment mounting rails, and 45 RU cable management on front and rear of front posts. Color: Black. Dimensions: 2134mm x 800mm x 1067mm.	1	—
N8522BC	Dual hinge perforated front door, split perforated rear doors, solid side panels (2), two sets of cage nut equipment mounting rails, and 45 RU cable management on front and rear of front posts. Color: Black. Dimensions: 2134mm x 800mm x 1219mm.	1	—

Contact Panduit Customer Service, +44 (0) 208-601-7200, for other colors and sizes.

Cabinets and Thermal Management (continued)



Part Number	Description	Std. Pkg. Qty.	Std. Ctn. Qty.
Net-Access™ N-Type Cabinet Accessories			
NVPDUB	PDU brackets, sold as 1 set. Color: Black.	1	—
NVBP	Vertical blanking panels with pass-through holes for 42 RU through 48 RU cabinets. Color: Black.	1	—
N2EOR1BA1070B1	End of row floor seal for 1070mm deep cabinet. Color: Black.	1	—
N2EOR1CA1200B1	End of row floor seal for 1200mm deep cabinet. Color: Black.	1	—
NCSTR4	Caster kit. Two fixed casters for front of cabinet, two swivel casters for rear of cabinet, four mounting plates and 24 screws. Casters add 24mm to height of cabinet. Color: Black	1	—
Net-Access™ N-Type and S-Type Cabinet Accessories			
C2FAB06A1200B1	Front or back floor seal for 600mm wide cabinet. Color: Black.	1	—
C2FAB08A1200B1	Front or back floor seal for 800mm wide cabinet. Color: Black.	1	—
Net-Access™ Integral Cabinet Top Cable Routing System			
STH61B	For a 600mm W x 1070mm D cabinet. Protects, routes and manages large quantities of cable into and out of any cabinet. Color: Black.	1	—
STH62B	For a 600mm W x 1200mm D cabinet. Protects, routes and manages large quantities of cable into and out of any cabinet. Color: Black.	1	—
SNTH81B	For a 800mm W x 1070mm D cabinet. Protects, routes and manages large quantities of cable into and out of any cabinet. Color: Black.	1	—
SNTH82B	For a 800mm W x 1200mm D cabinet. Protects, routes and manages large quantities of cable into and out of any cabinet. Color: Black.	1	—
Net-Direct™ Air Inlet Ducting			
CDE1	1 RU that resides below the switch provides cold aisle airflow to Cisco^ 4948, 4928, and 4924. Optimized for use in server cabinet applications. Color: Black.	1	—
CDE2	2 RU that resides in-line and below switch provides cold aisle airflow to Cisco^ Nexus N2K-C2148T-1GE, N2K-C2248TP-1GE, and N2K-C2232PP-10GE fabric extenders and Cisco^ WS-C4948E-F, WS-C4948E-F-S, and WS-C4948E-F-E. Optimized for use in server cabinet applications. Color: Black.	1	—
CNLTD142A3	Designed for Cisco^ Nexus 7009 switch. Consists of 3 RU top and 3 RU bottom inlet ducts and a side duct. Color: Black.	1	—
CNLTD21B2	Designed for Cisco^ Catalyst 4900M switch. Consists of one 2 RU inlet duct and a side duct. Color: Black.	1	—
CNLTD52A2	Designed for Cisco^ Catalyst 6504-E switch. Consists of 2 RU top and 2 RU bottom inlet ducts and a side duct. Color: Black.	1	—
CNLTD72A3	Designed for Cisco^ MDS 9506 switch. Consists of 3 RU top and 3 RU bottom inlet ducts and a side duct. Color: Black.	1	—
CID1RU22-23DB1	Net-Direct™ Air Inlet Duct provides cold airflow directly into Cisco^ Nexus 9372 and 9332 switch intakes from below. Optimized for use in server cabinets, 1 RU. No blanking panels. Color: Black.	1	—
DIFBA2002S00S	Designed for Cisco^ Nexus 9396 switch. Color: Black.	1	—
DIFBA3003S00S	Designed for Cisco^ Nexus 93128 switch. Color: Black.	1	—
DIRBB2007S21W	Designed for Cisco^ Nexus 7004 switch. Consists of one 2 RU inlet duct and a side duct. Color: Black.	1	—
DIRLC2214M21W	Designed for Cisco^ Catalyst 6509-E switch. Consists of 2 RU top and 2 RU bottom inlet ducts and a side duct. Color: Black.	1	—
DIRLC25S23W	Designed for Cisco^ Catalyst 6880 switch. Consists of 3 RU top and 5 RU side duct. Color: Black.	1	—
DIRLC3210S17W	Designed for Cisco^ Catalyst 6807-XL switch. Consists of 3 RU top and 2 RU bottom duct and side duct. Color: Black.	1	—

^Cisco, Catalyst, and Cisco Nexus are registered trademarks of Cisco Systems, Inc. and/or its affiliates in the United States and certain other countries.

Cabinets and Thermal Management (continued)

	Part Number	Description	Std. Pkg. Qty.	Std. Ctn. Qty.
	Net-Access™ Air Sealing Accessories			
  CTCN1X5	CTCN1X5	Used to seal off 1.5" x 5" cabinet top openings. Can also be used to add the CTGN1X5 to openings where the snap-on cover has been removed. For use with Net-Access™ Cabinets. Color: Black.	1	10
  CTCN3X5	CTCN3X5	Used to seal off 3.5" x 5" cabinet top openings. Can also be used to add the CTGN3X5 to openings where the snap-on cover has been removed. For use with Net-Access™ Cabinets. Color: Black.	1	10
  CTCN6X6	CTCN6X6	Used to seal off 6.5" x 6.5" cabinet top openings. For use with Net-Access™ Cabinets. Color: Black	1	10
  CTGN1X5	CTGN1X5	Cool Boot® Fitting used to seal off 1" x 5" cabinet top openings when cables are routed through the top of a cabinet. For use with 600mm wide Net-Access™ Cabinets. Color: Black.	1	10
  CTGN3X5	CTGN3X5	Cool Boot® Fitting used to seal off 3" x 5" cabinet top openings when cables are routed through the top of a cabinet. For use with 700mm, 800mm, and 1000mm wide Net-Access™ Cabinets. Color: Black.	1	10
 CTGN6X6	CTGN6X6	Cool Boot® Fitting used to seal off 6.5" x 6.5" cabinet top openings when cables are routed through the top of a cabinet. For use with 600mm, 700mm, 800mm, and 1000mm wide Net-Access™ Cabinets. Color: Black.	1	10
 TLBP1S-V	TLBP1S-V	Tool-less blanking panel, 1 RU, square hole 19" (483mm) width for 3/8" cage nut holes (may be used with or without cage nuts installed). Color: Black.	5	—
 TLBP1S-V10	TLBP1S-V10	Tool-less blanking panel, 1 RU, square hole 19" (483mm) width for 3/8" cage nut holes (may be used with or without cage nuts installed). Color: White.	5	—
 TLBP2S-V	TLBP2S-V	Tool-less blanking panel, 2 RU, square hole 19" (483mm) width for 3/8" cage nut holes (may be used with or without cage nuts installed). Color: Black.	5	—
 TLBP2S-V10	TLBP2S-V10	Tool-less blanking panel, 2 RU, square hole 19" (483mm) width for 3/8" cage nut holes (may be used with or without cage nuts installed). Color: White.	5	—
 TLBPBPT1S	TLBPBPT1S	Tool-less blanking panel with pass-through areas, 1 RU, no Panduit logo, 19" (483mm) width for 3/8" cage nut holes (may be used with or without cage nuts installed).	1	—
  FLBSIM-51	FLBSIM-51	Full-length blanking shade blanks out 4 – 51 consecutive rack units on standard 19" (483mm) wide vertical mounting rails.	1	—
 RFG8X8SMY	RFG8X8SMY	Cool Boot® Raised Floor Air Sealing Grommet, dimensions 6" x 8" (152.4mm x 203.2mm) allows for 4.2" x 6.2" (106.7mm x 157.5mm) capacity. Color: Navy Blue.	1	10
 BFS100X2000	BFS100X2000	Adhesive-backed foam strips, 1/16" (1.6mm) closed-cell vinyl foam, perforated to create multiples of 1.00 inch x 20.00 inch strips. Color: Black.	1	10

Net-Contain™ Universal Aisle Containment System



CUD*SDB1



CUEFRT8W04B1



CUFBPR4206HBB1



CURFS0*F04HBB1



CUSMPR52ST01B1



CUWBPS0*ST02B1

Part Number	Description	Std. Pkg. Qty.	Std. Ctn. Qty.
CUD1SDB1	Dual sliding door. Accommodates a 4 ft. (1200mm) or a 6 ft. (1800mm) aisle width. Color: Black.	1	—
CUD2SDB1	Dual sliding door. Accommodates a 4 ft. (1200mm) or a 6 ft. (1800mm) aisle width. Color: Black.	1	—
CUEFRT8W04B1	End of row frame 4 ft. (1200mm) aisle width, 42 RU/45 RU high. Color: Black.	1	—
CUFBPR4206HBB1	Full blanking panel 42 RU high x 600mm wide. Color: Black.	1	—
CURFS06F04HBB1	600mm roofing section 4 ft. (1200mm) aisle width. Color: Black.	1	—
CURFS07F04HBB1	700mm roofing section 4 ft. (1200mm) aisle width. Color: Black.	1	—
CURFS08F04HBB1	800mm roofing section 4 ft. (1200mm) aisle width. Color: Black.	1	—
CUSMPR52ST01B1	Mid-span post 42 RU to 52 RU high. Required for every 2400mm length on partial populated row. Color: Black.	1	—
CUWBPS06ST02B1	Wall beam 600mm long, two pieces. Color: Black.	1	—
CUWBPS07ST02B1	Wall beam 700mm long, two pieces. Color: Black.	1	—
CUWBPS08ST02B1	Wall beam 800mm long, two pieces. Color: Black.	1	—
CUWBPS24ST02B1	Wall Beam 2400mm long, two pieces. Color: Black.	1	—

Racks, Shelves and Accessories










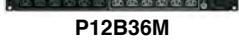







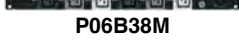

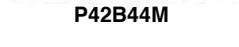


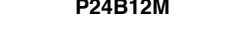








Part Number	Description	Std. Pkg. Qty.	Std. Ctn. Qty.
Racks			
R4PCN	4 post rack, 45 RU, 30" deep, with cage nut rails, RU spaces numbered bottom up, adjustable front and rear rails.	1	1
PZLRB4U	4 RU ladder rack bracket. Bracket fits Wyr-Grid® Overhead Cable Tray. Dimensions: 12.25"H x 20.26"W x 3.26"D (311.2mm x 514.6mm x 82.8mm)	1	—
Rack Accessories			
RSHLF	1 RU 19"W x 30"D 4 post rack vented shelf, adjustable mounting along the depth of the shelf.	1	—
CVPDUB	Bracket for vertical PDU mounting to the side of the 4 post racks (set of 2 brackets).	1	—
CMUT19	2 RU upper trough with 1.3" bend radius, mounts to the top of a standard 19" EIA rack, includes hardware kit.	1	—
R2PPDUB	Power distribution unit (PDU) brackets for 2 and 4 post racks, set of 2 brackets.	1	—
RFAKIT	Rack anchor kit for concrete floor, set of four.	1	10
CNWSM5-C	M5 screw with cage nut.	100	1000
CNWSM6-C	M6 screw with cage nut.	100	1000

Cable Managers










Part Number	Description	Std. Pkg. Qty.	Std. Ctn. Qty.
Vertical Managers			
PEV8	45 RU 8" wide PatchRunner™ High Capacity Vertical Cable Manager, dual sided.	1	—
Door			
PED8B1	45 RU dual hinged 8" door with push close feature used with PatchRunner™ Vertical Cable Managers.	1	—
Horizontal Managers			
NM2	NetManager™ Horizontal Cable Manager with hinged cover, front and rear, 2 RU.	1	—
NM4	NetManager™ Horizontal Cable Manager with hinged cover, front and rear, 4 RU.	1	—
NMF2	NetManager™ Horizontal Cable Manager with hinged cover, front only, 2 RU.	1	—
NMF4	NetManager™ Horizontal Cable Manager with hinged cover, front only, 4 RU.	1	—

SmartZone™ G5 Basic Power Distribution Units (PDUs)






	Part Number	Input Current Per Phase	Form Factor	Input Plug Type	Apparent Power (kVA)	Outlet Count	Outlet Configuration	Length (mm)	Width (mm)	Depth (mm) at Outlet Position	Std. Pkg. Qty.	Std. Ctn. Qty.
100-240VAC, 1-Phase												
	P12B34M	16	1U	IEC 60309 2P+E 6h	3.7	12	 (12)C13	40.6	444.5	50.8	1	—
	P22B39M	16	0U HALF	IEC 60309 2P+E 6h	3.7	22	 (20)C13,  (2)C19	817.9	50.8	53.3	1	—
	P06B35M	32	1U	IEC 60309 2P+E 6h	7.4	6	 (6)C19	43.2	444.5	198.1	1	—
	P12B36M	32	1U	IEC 60309 2P+E 6h	7.4	12	 (12)C13	43.2	444.5	198.1	1	—
	P42B42M	32	0U MID	IEC 60309 2P+E 6h	7.4	42	 (36)C13,  (6)C19	1491	50.8	53.3	1	—
	P30B06M	32	0U MID	IEC 60309 2P+E 6h	7.4	30	 (24)C13,  (6)C19	1491	50.8	53.3	1	—
240/415VAC, 3-Phase												
	P06B38M	32	1U	IEC 60309 2P+E 6h	22.0	6	 (6)C19	43.2	444.5	198.1	1	—
	P42B44M	16	0U MID	IEC 60309 2P+E 6h	11.0	42	 (36)C13,  (6)C19	1491	50.8	53.3	1	—
	P24B12M	32	0U FULL	IEC 60309 2P+E 6h	22.0	24	 (12)C13,  (12)C19	1750.1	50.8	53.3	1	—
	P42B11M	32	0U FULL	IEC 60309 2P+E 6h	22.0	42	 (30)C13,  (12)C19	1750.1	55.88	53.3	1	—
	P48B45M	32	0U FULL 2 Sided	IEC 60309 2P+E 6h	22.0	48	 (36)C13,  (12)C19	1821.2	50.8	111.8	1	—

SmartZone™ G5 Intelligent Power Distribution Units (PDUs)

Monitored Input – MI Series

Part Number	Input Current Per Phase	Form Factor	Input Plug Type	Apparent Power (kVA)	Outlet Count	Outlet Configuration	Length (mm)	Width (mm)	Depth (mm) at Outlet Position	Std. Pkg. Qty.	Std. Ctn. Qty.	
100-240VAC, 1-Phase												
	P12D36M	16	1U	IEC 60309 2P+E	3.7	12	(12)C13	43.51	443.51	269.75	1	—
	P24D40M	16	0U MID	IEC 60309 2P+E	3.7	24	(20)C13 (4)C19	1489.99	51.99	53.01	1	—
200-240VAC, 1-Phase												
	P24D03M	32	0U MID	IEC 60309 2P+E 6h	7.4	24	(20)C13 (4)C19	1489.99	51.99	53.01	1	—
	P34D41M	32	0U FULL	IEC 60309 2P+E 6h	7.4	34	(28)C13 (6)C19	1750.01	51.99	53.01	1	—
	P42D06M	32	0U FULL	IEC 60309 2P+E 6h	7.4	42	(36)C13 (6)C19	1750.01	51.99	53.01	1	—
200-240/346-415 VAC, 3-Phase												
	P30D05M	16	0U MID	IEC 60309 3P+N+E 6h	11.0	30	(24)C13 (6)C19	1489.99	51.99	53.01	1	—
	P42D42M	16	0U FULL	IEC 60309 3P+N+E 6h	11.0	42	(36)C13 (6)C19	1750.01	51.99	53.01	1	—
	P24D43M	32	0U FULL	IEC 60309 3P+N+E 6h	22.0	24	(12)C13 (12)C19	1750.01	51.99	53.01	1	—
	P42D04M	32	0U FULL	IEC 60309 3P+N+E 6h	22.0	42	(30)C13 (12)C19	1750.01	54.99	53.01	1	—

Monitored Switched – MS Series*

Part Number	Input Current Per Phase	Form Factor	Input Plug Type	Apparent Power (kVA)	Outlet Count	Outlet Configuration	Length (mm)	Width (mm)	Depth (mm) at Outlet Position	Std. Pkg. Qty.	Std. Ctn. Qty.	
100-240VAC, 1-Phase												
	P08E25M	16	1U	IEC 60309 2P+E 6h	3.7	8	(8)C13	43.5	443.5	269.7	1	—
	P24E04M	16	0U MID	IEC 60309 2P+E 6h	3.7	24	(20)C13 (4)C19	1490.0	52.0	53.0	1	—
200-240VAC, 1-Phase												
	P24E01M	32	0U FULL	IEC 60309 2P+E 6h	7.4	24	(20)C13 (4)C19	1750.0	52.0	53.0	1	—
	P32E06M	32	0U FULL	IEC 60309 2P+E 6h	7.4	32	(24)C13 (8)C19	1750.0	52.0	53.0	1	—
200-240/346-415VAC, 3-Phase												
	P24E02M	16	0U FULL	IEC 60309 3P+N+E	11.0	24	(18)C13 (6)C19	1750.0	52.0	53.0	1	—
	P24E03M	32	0U FULL	IEC 60309 3P+N+E 6h	22.0	24	(12)C13 (12)C19	1750.0	52.0	53.0	1	—
	P36E09M	32	0U FULL Wide	IEC 60309 3P+N+E 6h	22.0	36	(24)C13 (12)C19	1750.0	85.0	53.0	1	—

*Available 28 February 2018.

(continued on page 11)

SmartZone™ G5 Intelligent Power Distribution Units (PDUs) continued

Monitored Per Outlet – MPO Series*

Part Number	Input Current Per Phase	Form Factor	Input Plug Type	Apparent Power (kVA)	Outlet Count	Outlet Configuration	Length (mm)	Width (mm)	Depth (mm) at Outlet Position	Std. Pkg. Qty.	Std. Ctn. Qty.
200-240VAC, 1-Phase											
P24F06M	32	0U FULL	IEC 60309 2P+E 6h	7.4	24	(20)C13, (4)C19	1750.01	51.99	53.01	1	—
P32F10M	32	0U FULL	IEC 60309 2P+E 6h	7.4	32	(24)C13 (8)C19	1750.01	51.99	53.01	1	—
200-240/346-415 VAC, 3-Phase											
P36F13M	32	0U FULL Wide	IEC 60309 3P+N+E 6h	22.0	36	(24)C13, (12)C19	1750.01	84.99	53.01	1	—



*Available 28 February 2018.

Monitored and Switched Per Outlet – MSPO Series*

Part Number	Input Current Per Phase	Form Factor	Input Plug Type	Apparent Power (kVA)	Outlet Count	Outlet Configuration	Length (mm)	Width (mm)	Depth (mm) at Outlet Position	Std. Pkg. Qty.	Std. Ctn. Qty.
100-240VAC, 1-Phase											
P08G10M	16	1U	IEC 60309 2P+E 6h	3.7	8	(8)C13	43.51	443.51	269.75	1	—
P24G11M	16	0U MID	IEC 60309 2P+E 6h	3.7	24	(20)C13 (4)C19	1489.99	51.99	53.01	1	—
200-240VAC, 1-Phase											
P24G06M	32	0U FULL	IEC 60309 2P+E 6h	7.4	24	(20)C13 (4)C19	1750.01	51.99	53.01	1	—
P32G13M	32	0U FULL	IEC 60309 2P+E 6h	7.4	32	(24)C13 (8)C19	1750.01	51.99	53.01	1	—
200-240/346-415VAC, 3-Phase											
P24G08M	32	0U FULL	IEC 60309 3P+N+E 6h	22.0	24	(12)C13 (12)C19	1750.01	51.99	53.01	1	—
P36G16M	32	0U FULL Wide	IEC 60309 3P+N+E 6h	22.0	36	(24)C13, (12)C19	1750.01	84.99	53.01	1	—

*Available 28 February 2018.

SmartZone™ G5 W-Lock and V-Lock Compatible Locking Power Cords*



Part Number (1 pc)	Part Number (10 pk)	Description	Ratings	Gauge/Cross Section Area	Jacket	Connector Angle	Length (M)	Color
Locking Cable Images C14 to C13								
LPCA01	LPCA01X	IEC C14 to IEC C13	10A/250V	17AWG/1.0mm ²	SJT/H05VV-F	Straight	0.6	Red
LPCA02	LPCA02X	IEC C14 to IEC C13	10A/250V	17AWG/1.0mm ²	SJT/H05VV-F	Straight	0.9	Red
LPCA03	LPCA03X	IEC C14 to IEC C13	10A/250V	17AWG/1.0mm ²	SJT/H05VV-F	Straight	1.2	Red
LPCA04	LPCA04X	IEC C14 to IEC C13	10A/250V	17AWG/1.0mm ²	SJT/H05VV-F	Straight	1.8	Red
LPCA06	LPCA06X	IEC C14 to IEC C13	10A/250V	17AWG/1.0mm ²	SJT/H05VV-F	Straight	0.6	Blue
LPCA07	LPCA07X	IEC C14 to IEC C136	10A/250V	17AWG/1.0mm ²	SJT/H05VV-F	Straight	0.9	Blue
LPCA08	LPCA08X	IEC C14 to IEC C13	10A/250V	17AWG/1.0mm ²	SJT/H05VV-F	Straight	1.2	Blue
LPCA09	LPCA09X	IEC C14 to IEC C13	10A/250V	17AWG/1.0mm ²	SJT/H05VV-F	Straight	1.8	Blue
LPCA11	LPCA11X	IEC C14 to IEC C13	10A/250V	17AWG/1.0mm ²	SJT/H05VV-F	Straight	0.6	Black
LPCA12	LPCA12X	IEC C14 to IEC C13	10A/250V	17AWG/1.0mm ²	SJT/H05VV-F	Straight	0.9	Black
LPCA13	LPCA13X	IEC C14 to IEC C13	10A/250V	17AWG/1.0mm ²	SJT/H05VV-F	Straight	1.2	Black
LPCA14	LPCA14X	IEC C14 to IEC C13	10A/250V	17AWG/1.0mm ²	SJT/H05VV-F	Straight	1.8	Black
Locking Cable Images IEC C20 to IEC C19								
LPCB01	LPCB01X	IEC C20 to IEC C19	16A/250V	15AWG/1.5mm ²	SJT/H05VV-F	Straight	0.6	Red
LPCB02	LPCB02X	IEC C20 to IEC C19	16A/250V	15AWG/1.5mm ²	SJT/H05VV-F	Straight	0.9	Red
LPCB03	LPCB03X	IEC C20 to IEC C19	16A/250V	15AWG/1.5mm ²	SJT/H05VV-F	Straight	1.2	Red
LPCB04	LPCB04X	IEC C20 to IEC C19	16A/250V	15AWG/1.5mm ²	SJT/H05VV-F	Straight	1.8	Red
LPCB06	LPCB06X	IEC C20 to IEC C19	16A/250V	15AWG/1.5mm ²	SJT/H05VV-F	Straight	0.6	Blue
LPCB07	LPCB07X	IEC C20 to IEC C19	16A/250V	15AWG/1.5mm ²	SJT/H05VV-F	Straight	0.9	Blue
LPCB08	LPCB08X	IEC C20 to IEC C19	16A/250V	15AWG/1.5mm ²	SJT/H05VV-F	Straight	1.2	Blue
LPCB09	LPCB09X	IEC C20 to IEC C19	16A/250V	15AWG/1.5mm ²	SJT/H05VV-F	Straight	1.8	Blue
LPCB11	LPCB11X	IEC C20 to IEC C19	16A/250V	15AWG/1.5mm ²	SJT/H05VV-F	Straight	0.6	Black
LPCB12	LPCB12X	IEC C20 to IEC C19	16A/250V	15AWG/1.5mm ²	SJT/H05VV-F	Straight	0.9	Black
LPCB13	LPCB13X	IEC C20 to IEC C19	16A/250V	15AWG/1.5mm ²	SJT/H05VV-F	Straight	1.2	Black
LPCB14	LPCB14X	IEC C20 to IEC C19	16A/250V	15AWG/1.5mm ²	SJT/H05VV-F	Straight	1.8	Black

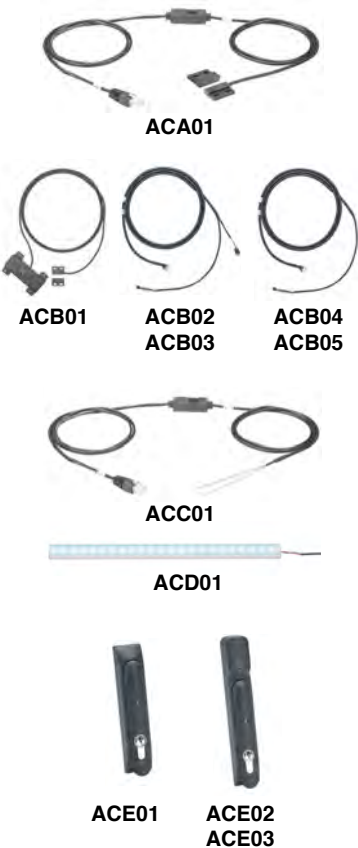
*Available 29 December 2017.

SmartZone™ G5 Environmental Sensors



Part Number	Description	Dimensions L x W x H (mm)	Length (M)	Std. Pkg. Qty.	Std. Ctn. Qty.
EA001	Temperature Sensor	44 x 21 x 11	2	1	1
EB001	Temperature + Humidity Sensor	44 x 21 x 11	2	1	—
EC001	3 Temperature + Humidity Sensor	44 x 21 x 11	2	1	—
ED001	Water – Rope	60 x 60 x 22	2	1	—
EE001	Water – Spot	60 x 60 x 22	5	1	—
EF001	3 Sensor Hub	85 x 32 x 27	N/A	1	—
EG001	Water – Rope extension	N/A	2	1	—

SmartZone™ G5 Security Accessories*



Part Number	Description	Dimensions L x W x H (mm)	Length (M)	Std. Pkg. Qty.	Std. Ctn. Qty.
ACA01	Door Switch (magnetic 2 piece)	44 x 21 x 11 (29 x 19 x 7 for magnet)	1	1	1
ACB01	Access hub for handle (cold & hot aisle selectable)	95 x 37 x 29	N/A	1	—
ACB02	Access hub harness cold aisle (ACE02)	N/A	3	1	—
ACB03	Access hub harness hot aisle (ACE02)	N/A	2.6	1	—
ACB04	Access hub harness cold aisle (ACE01)	N/A	3	1	—
ACB05	Access hub harness hot aisle (ACE01)	N/A	2.5	1	—
ACC01	Dry Contact Input	44 x 21 x 11	1.8	1	—
ACD01	USB Light Strip	382 x 17 x 12	N/A	1	—
ACE01	Swinghandle No Card Reader	N/A	N/A	1	—
ACE02	Swinghandle With Card Reader (125kHz)	N/A	N/A	1	—
ACE03	Swinghandle With Card Reader (13.5MHz)	N/A	N/A	1	—

*Available 29 December 2017.

Wyr-Grid™ Overhead Cable Tray Routing System



Part Number	Description	Std. Pkg. Qty.	Std. Ctn. Qty.
Wyr-Grid™ Pathway			
WG12BL10	12" wide x 118.35" (3006.2mm) long pathway section used to carry cables horizontally throughout the system. Black powder coated.	10	—
WG18BL10	18" wide x 118.35" (3006.2mm) long pathway section used to carry cables horizontally throughout the system. Black powder coated.	10	—
Wyr-Grid™ Sidewalls			
WGINTBRC4BL	Wyr-Grid™ 4" (102mm) high snap-on intersection bend radius control provides 3" (76mm) bend radius control.	1	—
WGSW4BL	Wyr-Grid™ 4" (102mm) high snap-on sidewalls.	1	40
Wyr-Grid™ Splice Connectors			
WGINTSPLBL	Intersection splice connector quickly joins Wyr-Grid™ Pathways at all intersections.	1	10
WGSPL1218BL	Straight splice connector quickly joins two 8" (203mm), 12" (305mm) or 18" (457mm) wide Wyr-Grid™ Pathways together.	1	10
Wyr-Grid™ Waterfalls			
WGBTMWFBL	Bottom waterfall provides 1.38" (35mm) bend radius control for cables transitioning down into the racks or cabinets from within the Wyr-Grid™ Pathway.	1	10
WGSWF4BL	The side waterfall provides 3" (76mm) bend radius control for cables transitioning down into the racks or cabinets from the side of the Wyr-Grid™ Pathway.	1	5
Divider Wall			
WGDW4PG	Pre-galvanized metal divider wall in gray is 4.0 (102 mm) high. Provides cable separation on the Wyr-Grid™ Overhead Cable Tray Routing System pathway sections.	1	—
Wyr-Grid™ Brackets			
WGTBS12BL	Bracket used to support 12" (305mm) wide Wyr-Grid™ Pathway from the ceiling using a pair of 1/2" or 12mm threaded rod drops.	1	5
WGWMTB12BL	Bracket used to support the end of the 12" (305mm) Wyr-Grid™ Pathway against the wall. Mounting hardware for attaching to wall not included.	1	5
WGWMTB1830BL	Black powder coated wall bracket is 2.44" (61.98 mm) high, 6.05" (153.67 mm), long, 3.12" (79.25 mm) wide, and 6.05" (153.67 mm) deep. Used to support the end of the 18" (457.2 mm), 24" (609.6 mm), or 30" (762 mm) Wyr-Grid™ Pathway against a wall.	1	5
WG18FRTBBL	Wyr-Grid™ 18" (457.2 mm) FiberRunner™ QuikLock™ Trapeze Bracket is made of steel and is black powder coated. It is 12.2" (309.9 mm) high, 18.7" (475.0 mm) long, 2.3" (58.4 mm) wide, and 18.7" (475.0 mm) deep. It attaches to the Wyr-Grid™ 18" (457.2 mm) Wide Pathway to support a secondary FiberRunner™ 4 x 4 or 6 x 4 Channel above the Wyr-Grid™ Pathway.	1	—
WGCMB1200BL	Direct mounting strut bracket in black is 1.6" (40.6 mm) high, 46.3" (1176.0 mm) long, and 1.6" (40.6 mm) wide. Designed for use on a Net-Access™ N-Type or S-Type 47.2" (1200 mm) Cabinet that is not elevated.	1	4
WGCMB1200BL	Elevated trapeze bracket in black is 16.8" (426.7 mm) high, 46.3" (1176.1 mm) long, 3.4" (86.4 mm) wide, and 46.3" (1176.1 mm) deep. Designed for use on a Net-Access™ N-Type or S-Type 47.2" (1200 mm) Cabinet that is elevated.	1	4

Contact Panduit customer service for other pathway widths, 8" (203mm), 18" (457mm), 24" (610mm), and 30" (762mm). For pathway, order number of feet required, in multiples of standard 10' length increments.

FiberRunner™ 6x4 Cable Routing System



Part Number	Description	Std. Pkg. Qty.	Std. Ctn. Qty.
FiberRunner™ 6" x 4" (150mm x 100mm) Channel and Cover			
FR6X4YL2	Channel, 2 metres.	2	8
FRHC6YL2	Hinged, snap-on channel cover, 2 metres.	2	8
FRSHC6YL2	Split hinged snap-on channel cover, 2 metres.	2	8
FiberRunner™ 6" x 4" (150mm x 100mm) Fittings			
FRBC6X4YL	QuikLock™ Coupler.	1	5
FREC6X4YL	End cap.	1	5
FRFWC6X4YL	4-way cross fitting.	1	5
FRFWCSC6YL	4-way cross split cover.	1	5
FRH456X4YL	Horizontal 45° angle fitting.	1	5
FRH45SC6YL	Horizontal 45° angle split cover.	1	5
FRIV456X4YL	Inside vertical 45° fitting and cover.	1	5
FRIVRA6X4YL	Inside vertical 90° fitting and cover.	1	5
FROV456X4YL	Outside vertical 45° angle fitting.	1	5
FROV45SC6YL	Outside vertical 45° angle split cover.	1	5
FROVRA6X4YL	Outside vertical 90° angle fitting.	1	5
FROVRASC6YL	Outside vertical 90° angle split cover.	1	5
FRRRA6X4YL	Horizontal right angle fitting.	1	5
FRRASC6YL	Horizontal right angle split cover.	1	5
FRT6X4YL	Horizontal tee fitting.	1	5
FRTSC6YL	Horizontal tee split cover.	1	5
FRRF64YL	Reducer from 6" x 4" FiberRunner™ to 4" x 4" Fiber-Duct™ Fitting and Cover.	1	5
FRADC6X4YL	Adapter from 6" x 4" FiberRunner™ to 6" x 4" FiberGuide*.	1	5

*FiberGuide is a registered trademark of TE Connectivity.

(continued on page 16)

FiberRunner™ 6x4 Cable Routing System (continued)



FRSPJ2X2YL

FRSPJC26YL



FRSPJ4X4YL

FRSPJC46YL



FRVT6X4YL

FIDT4X4BL



FTR4X4YL

FRUPS6X4YL



FR6TRBN58M

FRTBWG12BL

Part Number	Description	Std. Pkg. Qty.	Std. Ctn. Qty.
FiberRunner™ Spillouts			
FRSPJ2X2YL	Assembles onto 4x4, 6x4, 12x4, or 24x4 FiberRunner™ Channel, spilling over the side into a 2x2 vertical exit.	1	—
FRSPJC26YL	Used to fully enclose 6x4 channel in conjunction with the spill-over junction FRSPJ2X2YL.	1	5
FRSPJ4X4YL	Assembles onto 4x4, 6x4, 12x4, or 24x4 FiberRunner™ Channel, spilling over the side into a 4x4 vertical exit.		
FRSPJC46YL	Used to fully enclose 6x4 channel in conjunction with the spill-over junction FRSPJ4X4YL.		
FRVT6X4YL	Vertical tee with hinged door.	1	5
FIDT4X4BL	Used to route cable into one or two pieces of 1.5" (38mm) diameter split corrugated tubing. Black color only.	1	5
FTR4X4YL	3-sided vertical tee trumpet spillout.	1	5
FRUPS6X4YL	6x4 up spout allows cable to be directed upward out of the channel deployed directly below racks and cabinets in underfloor installations.	1	5
For other colors replace YL (Yellow) with BL (Black).			
FiberRunner™ Brackets			
FR6TRBN58M	New 16mm threaded rod QuikLock™ Bracket for 4" x 4" and 6" x 4" FiberRunner™.	1	10
FRTBWG12BL	FiberRunner™ Threaded Rod Trapeze Bracket for Wyr-Grid™ 12" width.	1	10

Contact Panduit Customer Service for other colors and sizes, 24x4, 12x4, 4x4, and 2x2. For channel and channel cover, order number of metres required, in multiples of standard 2m length increments.

Fibre



FZ23LSNSNSNM0**



FZ2ELLNLNSNM0
FZ2ELLNLNONM0**
FZ2ELLNLNSNM0****



FZ2ELQ1Q1NNM0**



FZ2ELQ1Q1ONM0**



FZ2ELQ1Q1SNM0**




FZ1BN1NNNONM0
FZ1BN1NNNSNM0****

Part Number	Description	Std. Pkg. Qty.	Std. Ctn. Qty.
OM4 SC-SC Patch Cords			
FZ23LSNSNSNM001	2-fibre OM4, SC duplex to SC duplex patch cord, 3mm jacketed cable, low smoke zero halogen (LSZH) rated, Std. IL., Aqua, 1 metre.	1	10
FZ23LSNSNSNM002	2-fibre OM4, SC duplex to SC duplex patch cord, 3mm jacketed cable, low smoke zero halogen (LSZH) rated, Std. IL. Aqua, 2 metre.	1	10
OM4 LC-LC Patch Cords			
FZ2ELLNLNNM001	2-fibre OM4 LC duplex to LC duplex patch cord, 1.6mm jacketed cable, low smoke zero halogen (LSZH) rated, Ultra IL., Aqua, 1 metre.	1	10
FZ2ELLNLNNM002	2-fibre OM4 LC duplex to LC duplex patch cord, 1.6mm jacketed cable, low smoke zero halogen (LSZH) rated, Ultra IL., Aqua, 2 metre.	1	10
FZ2ELLNLNNM003	2-fibre OM4 LC duplex to LC duplex patch cord, 1.6mm jacketed cable, low smoke zero halogen (LSZH) rated, Ultra IL., Aqua, 3 metre.	1	10
FZ2ELLNLNONM001	2-fibre OM4 LC duplex to LC duplex patch cord, 1.6mm jacketed cable, low smoke zero halogen (LSZH) rated, Optimized IL., Aqua, 1 metre.	1	10
FZ2ELLNLNONM002	2-fibre OM4 LC duplex to LC duplex patch cord, 1.6mm jacketed cable, low smoke zero halogen (LSZH) rated, Optimized IL., Aqua, 1 metre.	1	10
FZ2ELLNLNONM003	2-fibre OM4, LC duplex to LC duplex patch cord, 1.6mm jacketed cable, low smoke zero halogen (LSZH) rated, Optimized IL., Aqua, 3 metre.	1	10
FZ2ELLNLNSNM001	2-fibre OM4, LC duplex to LC duplex patch cord, low smoke zero halogen (LSZH) 1.6mm jacketed cable, with Std. IL., Aqua, 1 metre.	1	10
FZ2ELLNLNSNM002	2-fibre OM4, LC duplex to LC duplex patch cord, low smoke zero halogen (LSZH) 1.6mm jacketed cable, with Std. IL., Aqua, 2 metre.	1	10
FZ2ELLNLNSNM003	2-fibre OM4, LC duplex to LC duplex patch cord, low smoke zero halogen (LSZH) 1.6mm jacketed cable, with Std. IL., Aqua, 3 metre.	1	10
FZ2ELQ1Q1NNM001	2-fibre OM4, LC push-pull to LC push-pull patch cord, low smoke zero halogen (LSZH) 1.6mm jacketed cable, Ultra IL, Aqua, 1 metre.	1	10
FZ2ELQ1Q1NNM002	2-fibre OM4, LC push-pull to LC push-pull patch cord, low smoke zero halogen (LSZH) 1.6mm jacketed cable, Ultra IL, Aqua, 2 metre.	1	10
FZ2ELQ1Q1NNM003	2-fibre OM4, LC push-pull to LC push-pull patch cord, low smoke zero halogen (LSZH) 1.6mm jacketed cable, Ultra IL, Aqua, 3 metre.	1	10
FZ2ELQ1Q1ONM001	2-fibre OM4, LC push-pull to LC push-pull patch cord, low smoke zero halogen (LSZH) 1.6mm jacketed cable, Optimized IL, Aqua, 1 metre.	1	10
FZ2ELQ1Q1ONM002	2-fibre OM4, LC push-pull to LC push-pull patch cord, low smoke zero halogen (LSZH) 1.6mm jacketed cable, Optimized IL, Aqua, 2 metre.	1	10
FZ2ELQ1Q1ONM003	2-fibre OM4, LC push-pull to LC push-pull patch cord, low smoke zero halogen (LSZH) 1.6mm jacketed cable, Optimized IL, Aqua, 3 metre.	1	10
FZ2ELQ1Q1SNM001	2-fibre OM4, LC push-pull to LC push-pull patch cord, low smoke zero halogen (LSZH) 1.6mm jacketed cable, Standard IL, Aqua, 1 metre.	1	10
FZ2ELQ1Q1SNM002	2-fibre OM4, LC push-pull to LC push-pull patch cord, low smoke zero halogen (LSZH) 1.6mm jacketed cable, Standard IL, Aqua, 2 metre.	1	10
FZ2ELQ1Q1SNM003	2-fibre OM4, LC push-pull to LC push-pull patch cord, low smoke zero halogen (LSZH) 1.6mm jacketed cable, Standard IL, Aqua, 3 metre.	1	10
OM4 LC-LC Pigtails			
FZ1BN1NNNONM001	1-fibre OM4, 900µm buffered patch cord, with no jacket, LC to pigtail, Optimized IL. Aqua, 1 metre.	1	10
FZ1BN1NNNONM002	1-fibre OM4, 900µm buffered patch cord, with no jacket, LC to pigtail, Optimized IL. Aqua, 2 metre.	1	10
FZ1BN1NNNSNM001	1-fibre OM4, 900µm buffered patch cord, with no jacket, LC to pigtail, Std. IL. Aqua, 1 metre.	1	10
FZ1BN1NNNSNM002	1-fibre OM4, 900µm buffered patch cord, with no jacket, LC to pigtail, Std. IL. Aqua, 2 metre.	1	10

HD Flex™ Fibre Cabling System



FLEX1U06



FLEX2U06



FLEX4U06



FLEX1UPN06



FHC39N-08-10AN



FHC9N-12-10AF



FHC9N-24-10AF



FHC9N-24F-10AS



FHC9N-24F-10AF



FHC9N-24F-10AS

Part Number	Description	Std. Pkg. Qty.	Std. Ctn. Qty.
HD Flex™ Enclosures			
FLEX1U04	1 RU 4-port HD Flex™ Enclosure.	1	—
FLEX1U06	1 RU 6-port HD Flex™ Enclosure.	1	—
FLEX1U12	1 RU 12-port HD Flex™ Enclosure.	1	—
FLEX2U04	2 RU 4-port HD Flex™ Enclosure.	1	—
FLEX2U06	2 RU 6-port HD Flex™ Enclosure.	1	—
FLEX2U12	2 RU 12-port HD Flex™ Enclosure.	1	—
FLEX4U04	4 RU 4-port HD Flex™ Enclosure.	1	—
FLEX4U06	4 RU 6-port HD Flex™ Enclosure.	1	—
FLEX4U12	4 RU 12-port HD Flex™ Enclosure.	1	—
HD Flex™ Patch Panels			
FLEX1UPN06	1 RU 6-port HD Flex™ Patch Panel.	1	—
FLEX1UPN12	1 RU 12-port HD Flex™ Patch Panel.	1	—
FLEX2UPN06	2 RU 6-port HD Flex™ Patch Panel.	1	—
FLEX2UPN12	2 RU 12-port HD Flex™ Patch Panel.	1	—
FLEX4UPN06	4 RU 6-port HD Flex™ Patch Panel.	1	—
FLEX4UPN12	4 RU 12-port HD Flex™ Patch Panel.	1	—
HD Flex™ Fiber Optic Cassettes and Adapters			
FHC39N-08-10AN	OS2 breakout cassette with 1 MPO to 4 duplex LC (parallel to duplex optics), standard loss with method A polarity.	1	10
FHC3XO-08-10BN	OM3 breakout cassette with 1 MPO to 4 duplex LC (parallel to duplex optics), optimized loss with method B polarity.	1	10
FHC3ZA-08-10BN	OM4 breakout cassette with 1 MPO to 4 duplex LC (parallel to duplex optics), ultra lowLoss with method B polarity.	1	10
FHC3ZO-08-10BN	OM4 breakout cassette with 1 MPO to 4 duplex LC (parallel to duplex optics), optimized loss with method B polarity.	1	10
FHC9N-12-10AF	OS2 cassette with 1 MPO to 6 duplex LC, standard loss with modified method A – pair flipped.	1	10
FHC9N-12-10AS	OS2 cassette with 1 MPO to 6 duplex LC, standard loss with method A polarity.	1	10
FHC9N-24-10AF	OS2 cassette, 12-port duplex LC to (2) 12-fiber MPOs, method A pair flipped.	1	10
FHC9N-24-10AS	OS2 cassette, 12-port duplex LC to (2) 12-fiber MPOs, method A.	1	10
FHC9N-24F-10AF	OS2 cassette, 12-port duplex LC to (1) 24-fiber MPO, method A pair flipped.	1	10
FHC9N-24F-10AS	OS2 cassette, 12-port duplex LC to (1) 24-fiber MPO, method A.	1	10
FHCXO-12-10AF	OM3 cassette with 1 MPO to 6 duplex LC, optimized loss with modified method A – pair flipped.	1	10
FHCXO-12-10AS	OM3 cassette with 1 MPO to 6 duplex LC, optimized loss with method A polarity.	1	10
FHCXO-12-10BN	OM3 cassette with 1 MPO to 6 duplex LC, optimized loss with method B polarity.	1	10
FHCXO-24-10AF	OM3 cassette, 12-port duplex LC to (2) 12-fiber MPOs, optimized loss, method A pair flipped.	1	10
FHCXO-24-10AS	OM3 cassette, 12-port duplex LC to (2) 12-fiber MPOs, optimized loss, method A.	1	10
FHCXO-24F-10AF	OM3 cassette, 12-port duplex LC to (1) 24-fiber MPO, optimized loss, method A pair flipped.	1	10
FHCXO-24F-10AS	OM3 cassette, 12-port duplex LC to (1) 24-fiber MPO, optimized loss, method A.	1	10

(continued on page 19)

HD Flex™ Fibre Cabling System (continued)



FHCZA-12-10AF



FHCZA-12-10AS



FHCZA-12-10BN



FHCZO-24-10AF



FHCZO-24F-10AF



FHCZO-24F-10AS



FHMP-6-ABL



FHMP-6-ARD



FHMP-6-BCG



FHS9N-12-10N



FHS9N-12-10P



FHS9N-12-10R

FHSBBL04W

FHSBBL06W

FHSBBL12W

FHSXN-12-10N

FHSXO-12-10P

FHSXO-12-10R

FHSZA-12-10P

FHSZA-12-10R

FHSZO-12-10P

FHSZO-12-10R

Part Number	Description	Std. Pkg. Qty.	Std. Ctn. Qty.
HD Flex™ Fiber Optic Cassettes and Adapters (continued)			
FHCZA-12-10AF	OM4 cassette with 1 MPO to 6 duplex LC, ultra low loss with modified method A – pair flipped.	1	10
FHCZA-12-10AS	OM4 cassette with 1 MPO to 6 duplex LC, ultra lowLoss with method A polarity.	1	10
FHCZA-12-10BN	OM4 cassette with 1 MPO to 6 duplex LC, ultra low loss; method B polarity.	1	10
FHCZO-12-10AF	OM4 cassette with 1 MPO to 6 duplex LC, optimized loss with modified method A – pair flipped.	1	10
FHCZO-12-10AS	OM4 cassette with 1 MPO to 6 duplex LC, optimized loss with method A polarity.	1	10
FHCZO-12-10BN	OM4 cassette with 1 MPO to 6 duplex LC, optimized loss with method B polarity.	1	10
FHCZO-24-10AF	OM4 cassette, 12-port duplex LC to (2) 12-fiber MPOs, optimized loss, method A pair flipped.	1	10
FHCZO-24F-10AF	OM4 cassette, 12-port duplex LC to (1) 24-fiber MPO, optimized loss, method A pair flipped.	1	10
FHCZO-24F-10AS	OM4 cassette, 12-port duplex LC to (1) 24-fiber MPO, optimized loss, method A.	1	10
FHMP-6-ABL	6-port HD Flex™ MPO FAP with Type A adapter (key-up to key-down); Black.	1	10
FHMP-6-ARD	6-port HD Flex™ MPO FAP with Type A adapter (key-up to key-down), Red.	1	10
FHMP-6-BCG	6-port HD Flex™ MPO FAP with Type B adapter (key-up to key-up, Charcoal Gray.	1	10
FHS9N-12-10N	6-port HD Flex™ LC Splice/FAP Cassette with duplex LC singlemode adapters in Blue with zirconia sleeves (LC pigtailed not included).	1	10
FHS9N-12-10P	HD Flex™ LC Splice Cassette preloaded with 12 pigtailed (250µm) and 12 splice sleeves. The splice cassette comes has 6-port duplex LC adapters in Blue with zirconia sleeves.	1	10
FHS9N-12-10R	HD Flex™ LC Splice Cassette preloaded with 12-fiber ribbon OS2 pigtail and Standard IL, 6-port duplex LC adapters in Blue with zirconia sleeves.	1	10
FHSBBL04W	HD Flex™ 4-Port Blanking Panel, Black.	1	6
FHSBBL06W	HD Flex™ 6-Port Blanking Panel, Black.	1	6
FHSBBL12W	HD Flex™ 12-Port Blanking Panel, Black.	1	6
FHSXN-12-10N	6-port HD Flex™ LC Splice/FAP Cassette with duplex LC multimode adapters in Aqua with zirconia sleeves (LC pigtailed not included).	1	10
FHSXO-12-10P	HD Flex™ LC Splice Cassette preloaded with 12 OM3 LC pigtailed (250µm) and optimized IL, 6-port duplex LC adapters in Aqua with zirconia sleeves.	1	10
FHSXO-12-10R	HD Flex™ LC Splice Cassette preloaded with 12-fiber ribbon OM3 pigtail and optimized IL, 6-port duplex LC adapters in Aqua with zirconia sleeves.	1	10
FHSZA-12-10P	HD Flex™ LC Splice Cassette preloaded with 12 OS2 LC pigtailed (250µm) and standard IL; 6-port duplex LC adapters in Blue with zirconia sleeves.	1	10
FHSZA-12-10R	HD Flex™ LC Splice Cassette preloaded with 12-fiber ribbon OM4 pigtail and ultra low IL, 6-port duplex LC adapters in Aqua with zirconia sleeves.	1	10
FHSZO-12-10P	HD Flex™ LC Splice Cassette preloaded with 12 OM4 LC pigtailed (250µm) and optimized IL; 6-port duplex LC adapters in Aqua with zirconia sleeves.	1	10
FHSZO-12-10R	HD Flex™ LC Splice Cassette preloaded with 12-fiber ribbon OM4 pigtail and optimized IL, 6-port duplex LC adapters in Aqua with zirconia sleeves.	1	10

(continued on page 20)

HD Flex™ Fibre Cabling System (continued)



FLEX-FCM1UA



FLEX-FCM2UA



FLEX-FCM4UA



FLEX-0RUBR04



FLEX-0RUBR06



FLEX-0RUBR12



FLEX-0RUCH04



FLEX-0RUCH06



FLEX-0RUCH12



FLEX-PLATE1U



FLEX-PLATE4U



FLEX-CLIP12



FLEX-CLIP18




FLEX-CM12C



FLEX-CM18C

Part Number	Description	Std. Pkg. Qty.	Std. Ctn. Qty.
HD Flex™ Cable Managers			
FLEX-FCM1UA	1 RU HD Flex™ Front Cable Manager.	1	—
FLEX-FCM2UA	2 RU HD Flex™ Front Cable Manager.	1	—
FLEX-FCM4UA	4 RU HD Flex™ Front Cable Manager.	1	—
HD Flex™ Zero RU Bracket			
FLEX-0RUBR04	4-port HD Flex™ Zero RU Bracket and Cassette Holder.	1	—
FLEX-0RUBR06	6-port HD Flex™ Zero RU Bracket and Cassette Holder.	1	—
FLEX-0RUBR12	12-port HD Flex™ Zero RU Bracket and Cassette Holder.	1	—
FLEX-0RUCH04	4-port HD Flex™ Zero RU Cassette Holder.	1	—
FLEX-0RUCH06	6-port HD Flex™ Zero RU Cassette Holder.	1	—
FLEX-0RUCH12	12-port HD Flex™ Zero RU Cassette Holder.	1	—
HD Flex™ Accessories			
FLEX-PLATE1U	Enclosure trunk slack plate – 1 RU.	1	—
FLEX-PLATE4U	Enclosure trunk slack plate – 2 RU.	1	—
FLEX-CLIP12	Trunk transition clip (qty. 2); 12-position.	1	10
FLEX-CLIP18	Trunk transition clip (qty. 2); 18-position.	1	10
FLEX-CM12C	Rear cable manager for use with PatchRunner™ Cable Manager (PEV12).	1	—
FLEX-CM18C	Rear cable manager for use with PatchRunner™ Cable Manager (PEV12).	1	—
FLEX-CM12S	Universal rear cable manager 12-position transition manager (qty. 2) with screw mount bracket.	1	—
FLEX-CM18S	Universal rear cable manager 18-position transition manager (qty. 2) with screw mount bracket.	1	—

Fibre Enclosures, Patch Panels and Accessories



Part Number	Description	Std. Pkg. Qty.	Std. Ctn. Qty.
FCE1U	1 RU enclosure; holds up to four FAPs/cassettes/splice modules with a sliding tray. Tilts down.	1	1
FAPB	Blank fiber adapter panel – reserves space for future use.	1	1
QuickNet™ Cassette Cable Manager and Patch Field Protection Cover			
FQRCM	QuickNet™ Cassette Rear Cable Manager.	1	10
FPFPC1	1 RU fiber patch field protection cover.	1	10
FQMAP65BL	QuickNet™ Fibre Optic Migration Adapter Panel – 6 MPO key-up/key-down adapters.	1	10
Opticom™ Trays and Drawers			
FMT1	Mount with CFAPPBL1 fibre adapter patch panel to hold up to four QuickNet™ Cassettes, FAP, and FMP adapter panels.	1	—
FMD1	Holds up to 4 FAP or FMP adapter panels. Sliding drawer.	1	—
FMS1	Spools and manages fibre slack in Opticom™ 1 RU Rack Mount Fiber Enclosures.	1	10
FMT1A	Mount with CFAPPBL1A angled fibre adapter patch panel to hold up to four FAP or FMP adapter panels.	1	—
Opticom™ QuickNet™ Splice Module			
FOSMF	Fibre optic splice module holds and protects up to 24 fusion splices.	1	10
Opticom™ Fibre Adapter Panels (FAPs)			
FAP12WAQDLCZ	LC 10Gig™ OM3/OM4 FAP loaded with twelve LC 10Gig™ Duplex Multimode Fibre Optic Adapters (Aqua) with zirconia ceramic split sleeves.	1	10
FAP12WBUDLCZ	LC OS1/OS2 FAP loaded with twelve LC duplex singlemode fibre optic adapters (Blue) with zirconia ceramic split sleeves.	1	10
FAP6WAQDLCZ	LC 10Gig™ OM3/OM4 FAP loaded with six LC 10Gig™ Duplex Multimode Fibre Optic Adapters (Aqua) with zirconia ceramic split sleeves.	1	10
FAP6WAQDSCZ	SC 10Gig™ OM3/OM4 FAP loaded with six SC 10Gig™ Duplex Multimode Fibre Optic Adapters (Aqua) with zirconia ceramic split sleeves.	1	10
FAP6WBUDLCZ	LC OS1/OS2 FAP loaded with six LC duplex singlemode fibre optic adapters (Blue) with zirconia ceramic split sleeves.	1	10
FAP6WBUDSCZ	SC FAP loaded with six SC duplex singlemode fibre optic adapters (Blue) with zirconia ceramic split sleeves.	1	10

(continued on page 22)

Fibre Enclosures, Patch Panels and Accessories (continued)



CFAPPBL1



CFAPPBL1A



FQXN-12-10AS



FC29N--10AS**



FC2XN--10AS**



FC2ZO--10AS**



FQ9N-12-10AS

Part Number	Description	Std. Pkg. Qty.	Std. Ctn. Qty.
Opticom™ Fiber Optic Patch Panels			
CFAPPBL1	Flat fibre patch panel. Holds up to four FAP or FMP adapter panels.	1	10
CFAPPBL1A	Angled fibre patch panel. Holds up to four FAP or FMP adapter panels. For use with the FMT1A.	1	10
Fiber Cassettes			
FQXN-12-10AS	12-fibre QuickNet™ SFQ Cassette, OM3 (50/125µm), standard loss; duplex LC to MTP; Method A.	1	10
FQXO-12-10AS	12-fibre QuickNet™ SFQ cassette, six LC duplex adapters to MTP.	1	10
FQZN-12-10AS	12-fibre QuickNet™ SFQ cassette, OM4 (50/125µm), six LC duplex adapters to MTP.	1	10
FQZO-12-10AS	12-fibre QuickNet™ SFQ cassette, optimized OM4 (50/125µm), six LC duplex adapters to MTP.	1	10
QuickNet™ MTP* Fiber Optic Cassettes			
FC29N-12-10AS	OS1/OS2 12-fibre total, standard loss, LC duplex adapter cassette (color and split sleeve dictated by fiber type), standard method A.	1	10
FC29N-24-10AS	OS1/OS2 24-fibre total, standard loss, LC duplex adapter cassette (color and split sleeve dictated by fiber type), standard method A.	1	10
FC2XN-12-10AS	OM3 12-fibre total, standard loss, LC duplex adapter cassette (color and split sleeve dictated by fiber type), standard method A.	1	10
FC2XN-24-10AS	OM3 24-fibre total, standard loss, LC duplex adapter cassette (color and split sleeve dictated by fiber type), standard method A.	1	10
FC2ZO-12-10AS	12-fibre OM4 total, optimized low loss, LC duplex adapter cassette (color and split sleeve dictated by fiber type), standard method A.	1	10
FC2ZO-24-10AS	OM4 24-fibre total, optimized low loss, LC duplex adapter cassette (color and split sleeve dictated by fiber type), standard method A.	1	10
FQ9N-12-10AS	12-fibre, SFQ cassette, OS1/OS2 9/125µm, standard loss, duplex LC to MTP.	1	10

*MTP is a registered trademark of US Conec Ltd.

Fibre Interconnect Cable Assemblies and Patch Cords



F9TRL5N5NANM005



FXTRL7N7NANM005



F923LANANSNM00*



F92ELLNLNSNM001



F92ELQ1Q1SNM00*

Part Number	Description	Std. Pkg. Qty.	Std. Ctn. Qty.
Interconnect Cable Assembly			
F9TRL5N5NANM005	OS1/OS2 12-fibre, interconnect cable assembly, low smoke zero halogen (LSZH), MPO female to MPO female, Method A Std. IL. with no pulling eye, Yellow, 5 metres.	1	10
Standard lengths include 5, 10, 15, 20 metres. Contact Panduit customer service for additional lengths and colors.			
F9TRL6N6NANM005	OS1/OS2 12-fibre, interconnect cable assembly, low smoke zero halogen (LSZH), MPO male to MPO male, Method A Std. IL. with no pulling eye, Yellow, 5 metres.	1	10
Standard lengths include 5, 10, 15, 20 metres. Contact Panduit customer service for additional lengths and colors.			
FXTRL7N7NANM005	OM3 12-fibre, PanMPO™ Interconnect Cable Assembly, low smoke zero halogen (LSZH), PanMPO™ Female To PanMPO™ Female, Method A, Std IL., with no pulling eye, Aqua, 5 metres.	1	10
Standard lengths include 5, 10, 15, 20 metres. Contact Panduit customer service for additional lengths and colors.			
FXTRL7N7NXNM005	OM3 12-fibre, optimized interconnect cable assembly, low smoke zero halogen (LSZH) rated, PanMPO™ Female to PanMPO™ Female, method A, optimized IL, with no pulling eye, Aqua, 5 metres.	1	10
Standard lengths include 5, 10, 15, 20 metres. Contact Panduit customer service for additional lengths and colors.			
FZTRL7N7NANM005	OM4 12-fibre, PanMPO™ Interconnect Cable Assembly, low smoke zero halogen (LSZH), PanMPO™ Female To PanMPO™ Female, method A, Std. IL. with no pulling eye, Aqua, 5 metres.	1	10
Standard lengths include 5, 10, 15, 20 metres. Contact Panduit customer service for additional lengths and colors.			
FZTRL7N7NXNM005	OM4 12-fibre, optimized interconnect cable assembly, low smoke zero halogen (LSZH) rated, PanMPO™ Female to PanMPO™ Female, method A, optimized IL, with no pulling eye, Aqua, 5 metres.	1	10
Standard lengths include 5, 10, 15, 20 metres. Contact Panduit customer service for additional lengths and colors.			
Patch Cords			
F923LANANSNM001	2-fibre OS2 SC-APC duplex to SC-APC duplex patch cord, 3mm jacket, low smoke zero halogen (LSZH) rated, std. IL. 1 metre.	1	10
F923LANANSNM002	2-fibre OS2 SC-APC duplex to SC-APC duplex patch cord, 3mm jacket, low smoke zero halogen (LSZH) rated, std. IL. 21 metres.	1	10
F92ELLNLNSNM001	2-fibre OS2 patch cord, low smoke zero halogen (LSZH) rated, LC duplex to LC duplex with 1.6mm jacketed cable, std. IL. 1 metre.	1	10
F92ELLNLNSNM002	2-fibre OS2 patch cord, low smoke zero halogen (LSZH) rated, LC duplex to LC duplex with 1.6mm jacketed cable, std. IL. 2 metres.	1	10
F92ELLNLNSNM003	2-fibre OS2 patch cord, low smoke zero halogen (LSZH) rated, LC duplex to LC duplex with 1.6mm jacketed cable, std. IL. 31 metres.	1	10
F92ELQ1Q1SNM001	2-fibre OS2 patch cord, LC push-pull to LC push-pull, low smoke zero halogen (LSZH) rated, 1.6mm jacket, standard IL. 1 metre.	1	10
F92ELQ1Q1SNM002	2-fibre OS2 patch cord, LC push-pull to LC push-pull, low smoke zero halogen (LSZH) rated, 1.6mm jacket, standard IL. 2 metres.	1	10
F92ELQ1Q1SNM003	2-fibre OS2 patch cord, LC push-pull to LC push-pull, low smoke zero halogen (LSZH) rated, 1.6mm jacket, standard IL. 3 metres.	1	10

(continued on page 24)

Fibre Interconnect Cable Assemblies and Patch Cords (continued)

Part Number	Description	Std. Pkg. Qty.	Std. Ctn. Qty.
OM3 Pigtails			
FX1BN1NNNONM001	OM3, 1-fibre, 900µm buffered fiber, LC to pigtail multimode simplex pigtail, optimized (one LC connector on one end and open on the other end). 1 metre.	1	10
FX1BN1NNNONM002	OM3, 1-fibre, 900µm buffered fiber, LC to pigtail multimode simplex pigtail, optimized (one LC connector on one end and open on the other end). 2 metres.	1	10
FX1BN1NNNSNM001	OM3, 1-fibre, 900µm buffered fiber, LC to pigtail multimode simplex pigtail, (one LC connector on one end and open on the other end). 1 metre.	1	10
FX1BN1NNNSNM002	OM3, 1-fibre, 900µm buffered fiber, LC to pigtail multimode simplex pigtail, (one LC connector on one end and open on the other end). 2 metres.	1	10
OM3 Patch Cords			
FX23LSNSNSNM001	2-fibre OM3, SC duplex to SC duplex patch cord, 3mm jacket, low smoke zero halogen (LSZH) rated, Std. IL., 1 metre.	1	10
FX23LSNSNSNM002	2-fibre OM3, SC duplex to SC duplex patch cord, 3mm jacket, low smoke zero halogen (LSZH) rated, Std. IL., 2 metres.	1	10
FX2ELLNLNSNM001	2-fibre OM3 1.6mm jacket patch cord, low smoke zero halogen (LSZH) rated, LC duplex to LC duplex, std. IL. 1 metre.	1	10
FX2ELLNLNSNM002	2-fibre OM3 1.6mm jacket patch cord, low smoke zero halogen (LSZH) rated, LC duplex to LC duplex, std. IL., 2 metres.	1	10
FX2ELLNLNSNM003	2-fibre OM3 1.6mm jacket patch cord, low smoke zero halogen (LSZH) rated, LC duplex to LC duplex, std. IL., 3 metres.	1	10
FX2ELQ1Q1ONM001	2-fibre OM3 patch cord, LC push-pull to LC push-pull, 1.6mm jacket, low smoke zero halogen (LSZH) rated, Optimized IL., 1 metre.	1	10
FX2ELQ1Q1ONM002	2-fibre OM3 patch cord, LC push-pull to LC push-pull, 1.6mm jacket, low smoke zero halogen (LSZH) rated, Optimized IL., 2 metres.	1	10
FX2ELQ1Q1ONM003	2-fibre OM3 patch cord, LC push-pull to LC push-pull, 1.6mm jacket, low smoke zero halogen (LSZH) rated, Optimized IL., 3 metres.	1	10
FX2ELQ1Q1SNM001	2-fibre OM3 patch cord, LC push-pull to LC push-pull, low smoke zero halogen (LSZH), 1.6mm jacket with standard IL., 1 metre.	1	10
FX2ELQ1Q1SNM002	2-fibre OM3 patch cord, LC push-pull to LC push-pull, low smoke zero halogen (LSZH), 1.6mm jacket with standard IL., 2 metres.	1	10
FX2ELQ1Q1SNM003	2-fibre OM3 patch cord, LC push-pull to LC push-pull, low smoke zero halogen (LSZH), 1.6mm jacket with standard IL., 3 metres.	1	10
OS2 Pigtails			
F91BN1NNNSNM001	OS2 1 fibre 900µm buffered patch cord, LC to pigtail Std. IL., 1 metre.	1	10
F91BN1NNNSNM002	OS2 1 fibre 900µm buffered patch cord, LC to pigtail Std. IL., 2 metres.	1	10



Copper Patch Cords



STP28X*MIG



STP6X*MIG



UTP28SP*M



UTPSPL*MY

Part Number	Description	Std. Pkg. Qty.	Std. Ctn. Qty.
Category 6A Patch Cords 28 AWG			
STP28X0.2MIG	28 AWG, F/UTP patch cord, CM/LSZH, International Gray, 0.2 metres.	1	10
STP28X0.5MIG	28 AWG, F/UTP patch cord, CM/LSZH, International Gray, 0.5 metres.	1	10
STP28X1MIG	28 AWG, F/UTP patch cord, CM/LSZH, International Gray, 1 metre.	1	10
STP28X2MIG	28 AWG, F/UTP patch cord, CM/LSZH, International Gray, 2 metres.	1	10
STP28X3MIG	28 AWG, F/UTP patch cord, CM/LSZH, International Gray, 3 metres.	1	10
STP28X5MIG	28 AWG, F/UTP patch cord, CM/LSZH, International Gray, 5 metres.	1	10
Category 6A Patch Cords TX6A™ 10Gig™			
STP6X1MIG	10 Gb/s S/FTP patch cord with TX6A™ 10Gig™ Modular Plugs on each end. International Gray, 1 meter.	1	10
STP6X2MIG	10 Gb/s S/FTP patch cord with TX6A™ 10Gig™ Modular Plugs on each end. International Gray, 2 metres.	1	10
STP6X3MIG	10 Gb/s S/FTP patch cord with TX6A™ 10Gig™ Modular Plugs on each end. International Gray, 3 metres.	1	10
STP6X5MIG	10 Gb/s S/FTP patch cord with TX6A™ 10Gig™ Modular Plugs on each end. International Gray, 5 metres.	1	10
Category 6 Patch Cords 28 AWG			
UTP28SP0.5M	28 AWG UTP patch cord with TX6™ Modular Plugs on each end. Off White, 0.5 metres.	1	10
UTP28SP1M	28 AWG UTP patch cord with TX6™ Modular Plugs on each end. Off White, 1 metre.	1	10
UTP28SP2M	28 AWG UTP patch cord with TX6™ Modular Plugs on each end. Off White, 2 metres.	1	10
UTP28SP3M	28 AWG UTP patch cord with TX6™ Modular Plugs on each end. Off White, 3 metres.	1	10
UTP28SP5M	28 AWG UTP patch cord with TX6™ Modular Plugs on each end. Off White, 5 metres.	1	10
Category 6 Patch Cords TX6™ PLUS			
UTPSPL1MY	LSZH UTP patch cord with TX6™ PLUS Modular Plugs on each end. Off White, 1 metre.	1	10
UTPSPL2MY	LSZH UTP patch cord with TX6™ PLUS Modular Plugs on each end. Off White, 2 metres.	1	10
UTPSPL3MY	LSZH UTP patch cord with TX6™ PLUS Modular Plugs on each end. Off White, 3 metres.	1	10
UTPSPL5MY	LSZH UTP patch cord with TX6™ PLUS Modular Plugs on each end. Off White, 5 metres.	1	10

High Speed Copper Trunks and Assemblies



PHQ4SFPXA*MBL



PQSFPXA*MBU



PSF1AXA*MBU



PSF1AXD*MBU



PSF1PXA*MBU

Part Number	Description	Std. Pkg. Qty.	Std. Ctn. Qty.
-------------	-------------	----------------	----------------

QSFP+ to Four SFP+ Breakout Copper Cable Assemblies

PHQ4SFPXA1MBL	QSFP+ to SFP+ Breakout Copper Cable Assembly, 30 AWG, Black, 1 metre.	1	10
----------------------	---	---	----

Standard lengths include 1, 2, and 3 metres. Contact Panduit customer service for additional lengths.

QSFP+ 40Gig™ Copper Cable Assemblies

PQSFPXA1MBU	QSFP+ 40Gig™ Copper Cable Assembly, 30 AWG, Blue, 1 metre.	1	10
--------------------	--	---	----

Standard lengths include 1, 2, 3, and 6 metres. Contact Panduit customer service for additional lengths.

Extended Reach 10Gig™ SFP+ Direct Attach Active Copper Cable Assemblies

PSF1AXA3MBU	10Gig™ SFP+ Direct Attach Active Copper Cable Assembly, Blue, 3 metres.	1	10
--------------------	---	---	----

Standard lengths include 3, and 5 metres. Contact Panduit customer service for additional lengths.

SFP+ 10 Gb/s Direct Attach Active Cable Assemblies

PSF1AXD7MBU	High speed twinaxial cable assembly with SFP+ 10 Gb/s hot pluggable, active modular connectors on each end, Blue, 7 metres.	1	10
--------------------	---	---	----

Standard lengths include 7, 8, 9, and 10 metres. Contact Panduit customer service for additional lengths and colors.

10Gig™ SFP+ Direct Attach Passive Copper Cable Assemblies

PSF1PXA0.5MBU	High-speed twin axial direct attach passive copper cable assembly has SFP+ 10Gb/s hot pluggable modular connectors on each end. Blue, 0.5 metres.	1	10
----------------------	---	---	----

Standard lengths include 0.5, 1, 1.5, 2, 2.5, 3, 3.5, 4, 4.5, 5, 5.5, 6, 6.5, and 7 metres. Contact Panduit customer service for additional lengths and colors.

Cable Assemblies, Patch Panels, and Accessories



QXLWCBCBXX*M0

Part Number	Description	Std. Pkg. Qty.	Std. Ctn. Qty.
QuickNet™ Category TX6A-SD™ 10Gig™ Cable Assemblies			
QXLWCBCBXX5M0	QuickNet™ Cable Assembly constructed of TX6A-SD™ 10Gig™ UTP LSZH Copper Cable with MaTriX Technology and pre-terminated TX6A™ 10Gig™ UTP Jack Module Cassettes on each end, White, 5 metres.	1	—
QXLWCBCBXX10M0	QuickNet™ Cable Assembly constructed of TX6A-SD™ 10Gig™ UTP LSZH Copper Cable with MaTriX Technology and pre-terminated TX6A™ 10Gig™ UTP Jack Module Cassettes on each end, White, 10 metres.	1	—
QXLWCBCBXX15M0	QuickNet™ Cable Assembly constructed of TX6A-SD™ 10Gig™ UTP LSZH Copper Cable with MaTriX Technology and pre-terminated TX6A™ 10Gig™ UTP Jack Module Cassettes on each end, White, 15 metres.	1	—



QHLXCLCLXX*M0

QuickNet™ Category 6A Cable Assemblies			
QHLXCLCLXX5M0	QuickNet™ Cable Assembly made of Category 6A S/FTP LSZH Cable with pre-terminated cassettes that include TX6A™ 10Gig™ Shielded Jack Modules on each end, White, 5 metres.	1	—
QHLXCLCLXX10M0	QuickNet™ Cable Assembly made of Category 6A S/FTP LSZH Cable with pre-terminated cassettes that include TX6A™ 10Gig™ Shielded Jack Modules on each end, White 10 metres.	1	—
QHLXCLCLXX15M0	QuickNet™ Cable Assembly made of Category 6A S/FTP LSZH Cable with pre-terminated cassettes that include TX6A™ 10Gig™ Shielded Jack Modules on each end, White, 15 metres.	1	—



QAPP24BL



QAPP48HDBL



QPP24BL



QPP48HDBL



QASP24BL



QASP48HDBL



QSP24BL



QSP48HDBL

QuickNet™ Patch Panels			
QAPP24BL	24-port, angled patch panel which accepts QuickNet™ Pre-Terminated Cassettes and Patch Panel Adapters.	1	10
QAPP48HDBL	48-port, angled patch panel which accepts QuickNet™ Pre-Terminated Cassettes and Patch Panel Adapters.	1	10
QPP24BL	24-port, patch panel which accepts QuickNet™ Pre-Terminated Cassettes and Patch Panel Adapters.	1	10
QPP48HDBL	48-port, patch panel which accepts QuickNet™ Pre-Terminated Cassettes and Patch Panel Adapters.	1	10
QASP24BL	24-port, all metal angled patch panel which accepts QuickNet™ Pre-Terminated Shielded Cassettes and Patch Panel Adapters.	1	10
QASP48HDBL	48-port, all metal angled patch panel which accepts QuickNet™ Pre-Terminated Shielded Cassettes and Patch Panel Adapters.	1	10
QSP24BL	24-port, all metal patch panel which accepts QuickNet™ Pre-Terminated Shielded Cassettes and Patch Panel Adapters.	1	10
QSP48HDBL	48-port, all metal patch panel which accepts QuickNet™ Pre-Terminated Shielded Cassettes and Patch Panel Adapters.	1	10



QPPABL



QPPBBL

QuickNet™ Accessories			
QPPABL	QuickNet™ Patch Panel Adapter which accepts Mini-Com™ Modules for UTP, fiber optic, and audio/visual applications.	1	10
QPPBBL	QuickNet™ Patch Panel Blank reserves space for future use and promotes proper airflow and cooling. Use QPPLC24 for label/label cover.	1	10
QPPLC24	Label/label cover kit for 24-port QuickNet™ Patch Panels. Each kit contains four labels and four clear label covers per bag.	1	10

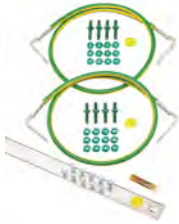
Grounding



CNBK BGN-C



CGNBSK



CGR630UB



CNWS1224-C



RGCBNJ660P22

Part Number	Description	Std. Pkg. Qty.	Std. Ctn. Qty.
CNBK	Bonding cage nut kit.	1	—
BGN-C	Bonding nut for threaded #12-24, cage nut, and 1/4" thru-hole rail fasteners.	100	—
CGNBSK	Bonding stud kit for cage nut rail fasteners; includes 25 bonding studs and 50 bonding nuts.	1	4
CGR630UB	Complete grounding kit for new installations on cabinets with 42 RUs, threaded #12-24 or M6 rail fasteners and rail depth up to 30" (0.75m).	1	—
CNWS1224-C	#12-24 Panduit cage nut and screws are ideal for square-hole equipment rails on 4 post racks and cabinets.	100	1000
RGCBNJ660P22	#6 AWG (16mm ²) jumper, 60" (1.52m) length, 45° bent lug on grounding strip side, provided with 0.16 oz. (5cc) of antioxidant, two each #12-24 x 1/2", M6 x 12mm, #10-32 x 1/2" and M5 x 12mm thread-forming screws and a copper compression HTAP.	1	10.

(continued on page 29)

Grounding (continued)



RGEJ624P*Y
RGEJ636PFY



RGESD2B-1



RGESDWS



RGRB19CN




RGREJ696Y



RGRKCBNJEJY



RGS134B-1



RGS134B42-1

Part Number	Length (m)	Angle	Description	Std. Pkg. Qty.	Std. Ctn. Qty.
#6 AWG (16mm²) Equipment Jumpers Factory Terminated on Both Ends					
RGEJ624PFY	0.61	45°	#6 AWG (16mm ²) jumper, bent lug on grounding strip side to straight lug on equipment, provided with 0.16 oz. (5cc) of antioxidant and two each #12-24 x 1/2", M6 x 12mm, #10-32 x 1/2" and M5 x 12mm thread-forming screws.	1	10
RGEJ624PHY	0.61	90°			
RGEJ636PFY	0.91	90°			
RGEJ660U	1.52	Straight	#6 AWG (16mm ²) jumper, 60 in. (1524mm) L, pre-terminated with two straight slotted lugs to provide a bolt-on solution for grounding network equipment.	1	10
RGEJ696U	2.44	Straight	#6 AWG (16mm ²) jumper, 96 in. (2438.4mm) L, pre-terminated with two straight slotted lugs to provide a bolt-on solution for grounding network equipment.	1	10
ESD Port Kit for Cage Nut Rail Fasteners					
RGESD2B-1	—	—	Two-hole ESD port with 5/8" hole spacing; provided with an ESD protection sticker, .16 oz. (5cc) of antioxidant, two cage nut bonding studs and two #12-24 bonding nuts.	1	20
ESD Wrist Strap					
RGESDWS	—	—	Adjustable fabric ESD wrist strap with 6' coil cord, banana plug, 1 megohm resistor and 4mm snap.	1	—
RGRB19CN	—	—	Grounding busbar; 19" (483mm) length; tin-plated; twenty holes arranged for flexibility in mounting with twenty #12-24 x 1/2" hex head screws installed; mounting hole sets have 5/8" (15.9mm) spacing; provided with two cage nut bonding studs and four #12-24 bonding nuts.	1	—
RGREJ696Y	—	—	Grounding jumper; #6 AWG (16mm ²); 96" (2.44m) length; one end factory terminated to lug; provided with 0.16 oz. (5cc) of antioxidant and two each #12-24 x 1/2", M6 x 12mm, #10-32 x 1/2" and M5 x 12mm thread-forming screws.	1	10
RGRKCBNJEJY	—	—	Rack grounding kit to ground the rack and one piece of equipment; includes one RGRB19U busbar, one HTCT250-2-1 HTAP, and two RGREJ696Y grounding jumpers.	1	10
RGS134B-1	—	—	Grounding strip; 78.70" (2m) length; 0.67" (17mm) width; 0.03" (0.76mm) thickness; provided with 0.16 oz. (5cc) of antioxidant, one grounding sticker, three cage nut bonding studs, eight #12-24 bonding nuts and three strip clips.	1	—
RGS134B42-1	—	—	Grounding strip; 73.40" (1.9m) length; 0.67" (17mm) width; 0.03" (0.76mm) thickness; provided with 0.16 oz. (5cc) of antioxidant, one grounding sticker, three cage nut bonding studs, eight #12-24 bonding nuts and three strip clips.	1	—

Labeling



LS8EQ-KIT-ACE



PTR-CLN



NWSLC-**



R100X125V1T



S100X150***



S100X220YAJ

Part Number	Description	Std. Pkg. Qty.	Std. Ctn. Qty.
LS8EQ-KIT-ACE	The PanTher™ LS8EQ Hand-Held Thermal Transfer Printer with QWERTY keypad kit contains the LS8E-ACE 100–240 VAC power adapter for Europe along with the hand-held printer, PANTHERLINK software, one cassette of S100X150VAC self-laminating labels, six AA alkaline batteries, the LS8-CASE rigid carrying case, the LS8-PCKIT USB cable and PC interface software, the LS8-IB protective impact bumper, the LS8-WS wrist strap, a quick reference card, and an operator's manual.	1	2
PTR-CLN	Printer cleaning kit – contains (1) cleaning pen, (8) cleaning solution soaked wipes, (8) foam swabs pre-saturated with cleaning solution, MSDS, and cleaning instructions.	1	—
NWSLC-2Y	Yellow cable identification sleeve for 2mm simplex fiber cable, 1" (25.4 mm) length, 100 per pack.	100	1000
NWSLC-2Y-AQ	Aqua cable identification sleeve for 2mm simplex fiber cable, 1" (25.4 mm) length, 100 per pack.	100	1000
NWSLC-3Y	Orange cable identification sleeve for 3mm simplex fiber cable, 1" (25.4 mm) length, 100 per pack.	100	1000
NWSLC-7Y	White cable identification sleeve for 3mm simplex fiber cable, 1" (25.4 mm) length, 100 per pack.	100	1000
R100X125V1T	Turn-Tell™ Thermal Transfer Vinyl Label, 1.00" W X 1.25" H (25.4 x 31.8 mm), 0.38" (9.7mm) print-on area, Clear/White, 3" Core 12 – 10 AWG wire/cable, Category 3 UTP cable.	2500	10,000
S100X150YAJ	Laser/inkjet, self-laminating label, polyester, 1.00" W x 1.50" L, (25.4 x 38.1mm) 0.50" (12.7mm) print-on area, Clear/White.	1	10
S100X150VAC	P1™ Cassette, self-laminating label, vinyl, 1.00" W x 1.50" H, (25.4 x 38.1mm) 0.50" (12.7mm) print-on area, Clear/White.	1	10
S100X150VATY	Thermal transfer, self-laminating label, vinyl, 1.00" W x 1.50" H, 0.50" print-on area, Clear/White.	5000	—
S100X220YAJ	Laser/inkjet, self-laminating label, polyester, 8.5 x 11" (203.2 x 292.1 mm) L, 1.1" (27.9 mm) print-on area, Clear/White.	1000	5000
S100X220VAC	P1™ Cassette, self-laminating label, vinyl, 1" (25.4mm) wide and 2.2" (55.88mm) long, 1.1" (27.9mm) print-on area, Clear/White.	1	10
S100X225VATY	Thermal transfer, self-laminating label, vinyl, 1.0" wide and 2.25" long (25.4 x 57.2 mm) with a 3.0" (76.2 mm) core, Clear/White.	5000	—

Tak-Ty™ Hook & Loop Cable Ties



Part Number	Description	Std. Pkg. Qty.	Std. Ctn. Qty.
HLS-75R0	Hook and loop roll, 75'L (22.9m), 0.75"W (19.1mm), Black.	1	10
HLS-15R0	Hook and loop roll, 15'L (4.6m), 0.75"W (19.1mm), Black.	1	10
HLS1.5S-X0	Hook and loop strip cable tie, 6.0" (152mm) length, 0.75" (19.1mm) width, nylon loop, polyethylene hook, Black.	10	100
HLS3S-X0	Hook and loop strip cable tie, 12.0" (305mm) length, 0.75" (19.1mm) width, nylon loop, polyethylene hook, Black.	10	100
HLS5S-X0	Hook and loop strip cable tie, 18.0" (457mm) length, 0.75" (19.1mm) width, nylon loop, polyethylene hook, Black.	10	100
HLB2S-C0	Hook and loop stacked strip cable tie, 7.0" (178mm) length, 0.75" (19.1mm) width, nylon loop, polyethylene hook, Black.	1	10
HLC3S-X0	Hook and loop cinch cable tie, 12.0" (305mm) length, 0.75" (19.1mm) width, nylon hook and loop, nylon cinch ring, Black.	10	100
HLM-15R0	Hook and loop miniature roll cable tie, 15' (4.6m) length, 0.33" (8.4mm) width, nylon loop, polyethylene hook, Black.	1	10
HLSP1.5S-X0	Hook and loop cable tie, UL Listed, strip style, 6.0", Standard cross section, Black.	10	100
HLT2I-X0	Hook and loop cable loop tie, 8.0" (203mm) length, 0.50" (12.7mm) width, nylon loop, polyethylene hook, Black.	10	100
HLTP2I-X0	Hook and loop cable tie, UL Listed, 8.0", Intermediate cross section, Black.	10	100
TTS-20R0	Hook and loop 20' roll, Standard cross section.	1	10
TTS-35RX0	Hook and Loop 35' rolls, 10 roll-pack, Standard cross section.	1	10

Accessories



Part Number	Description	Std. Pkg. Qty.	Std. Ctn. Qty.
CBOT24K	Cable bundle organizing tool, tool kit contains jacket cover with hook and loop fastener, green insert and yellow insert. Green Insert recommended for cable outer diameter range: 0.18" (4.6mm) – 0.25" (6.3mm). Yellow Insert recommended for cable outer diameter range: 0.23" (5.9mm) – 0.31" (7.9mm).	1	10
CMVDR1S	Vertical D-rings, polycarbonate, 5.7 in x 2.0 in (145mm x 51mm), Black.	1	10
CMWB	Cable management waterfall base, glass-filled nylon, 8.4in x 5.2in x 3.4in (213mm x 133mm x 86mm), Black.	1	10
CMWW	Cable management waterfall wing. Used in conjunction with CMWB to maintain 1.00" (25.4mm) bend radius control horizontally when transferring cable off ladder rack.	1	10



PANDUIT[™]

Panduit Europe Ltd.
Westgate, Westworld
W5 1UD
London
United Kingdom

phone +44 (0) 208 601 7200

EMEA-CustomerServices@panduit.com

www.panduit.com